Check valve AT 1159-



Product information

Controllable backflow valve with internal threads type EA for liquid category 1-2 according to SS-EN 1717.

Dimension range (DN)	10 - 50
PN	10
Temperature (°C)	5 - 65
Main material	Brass

Area of use

To protect the drinking water system internally and externally from backflow and pressure backflow, a controllable backflow valve type EA for liquid category 1-2 is required. Not authorised for tap water.

Tender text

PSE.31 Check valves in liquid systems
Check valve, controllable, made of dezincification-resistant brass AT 1159-... internal thread.

Quality assurance

AFS 2023:5, 8 paragraf, Fluid category 2, SS-EN 1717
Protective covering for liquid category 1-2. The backflow preventer is of type EA in accordance with SS-EN 1717.
Product marking: Brand, material, dimension, and arrow indicating flow direction.

Energy and environment declaration

Product Bvb: Avoided
Product BVB ID: 48998
Subject to notification under REACH: Yes
Reach date: 12/06/2026

Item number	SCIP number
1159-10	a88b6d0d-b87d-4899-9efb-ea63dd6533a7
1159-15	a88b6d0d-b87d-4899-9efb-ea63dd6533a7
1159-20	a88b6d0d-b87d-4899-9efb-ea63dd6533a7
1159-25	a88b6d0d-b87d-4899-9efb-ea63dd6533a7
1159-32	a88b6d0d-b87d-4899-9efb-ea63dd6533a7
1159-40	a88b6d0d-b87d-4899-9efb-ea63dd6533a7
1159-50	a88b6d0d-b87d-4899-9efb-ea63dd6533a7

Detailed list

Pos	Component	Material
1	Sealing-ring	Brass
2	Valve body	Brass (CuZn35Pb1,5AlAs) (CW625N)
3	O-ring	EPDM (ethylene propylene diene monomer rubber)
4	Fixating ring	
5	Tap	Brass (CuZn36Pb2As) (CW602N)

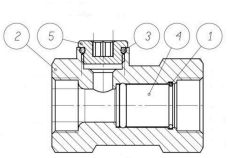

Measurements and weight

Dimension range (DN): 10 - 50

DN	A	B	C	Net weight (kg)
10	46	25	15.5	0.14
15	46	25	15.5	0.1
20	62	32	20.5	0.23
25	73.5	40	22.5	0.336
32	84	50	25	0.5
40	101	55	29	0.75

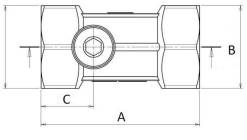

DN	A	B	C	Net weight (kg)
50	112.5	66	28.5	0.95

Function and design

The valve has a spring-loaded cone, which means it can be installed in any built-in position and will close before the flow direction changes. In order for the check valve 1159 to meet the requirement according to SS-EN1717 as a protection module type EA, a shut-off valve must always be installed just before the check valve. This is necessary to enable control to be carried out.

The check valve belongs to type EA and provides protection coverage for liquid up to category 2. Not authorised for tap water. The valve has an outlet upstream, which is equipped with a plug. The outlet is used to check the function and tightness of the check valve.

Technical data

Main material: Brass
Main material code: Brass dezincification resistant (DZR)
Included materials: Brass, Stainless steel, Plastic, Rubber
Included material code: Stainless steel AISI 304 (1.4301), Brass dezincification resistant (DZR), NBR (nitrile butadiene rubber)
Temperature (°C): 5 - 65
PN: 10
Connection: Internal thread ISO 228-1 (G, BSPP)
ETIM classification: EC011469 - Check valve
BK04 code: 20711 Non-return valves
MagiCAD link: https://redir.magicad.cloud/product/5a46b552-c584-4c19-a67d-f193bdd5865a

DN	10	15	20	25	32	40	50
Connection 1 - spec.	3/8	1/2	3/4	1	1 1/4	1 1/2	2
Connection 2 - spec.	3/8	1/2	3/4	1	1 1/4	1 1/2	2

Installation and maintenance

Flowdirection: Uni-directional
Possible mounting position: Horizontal
In case of a need for larger dimensions, the Controllable Check Valve AT 1161 is selected. The check valves are designed with flanges DN 50-200. To ensure that this check valve meets the requirement according to SS-EN1717 as a protection module type EA, a shut-off valve must always be installed just before the check valve.

The company's management system
is certified by DNV
ISO 9001 • ISO 14001

Get into the flow

Get into the flow with Armatec.

armatec

info@armatec.se | +46 31 89 01 00 | www.armatec.se