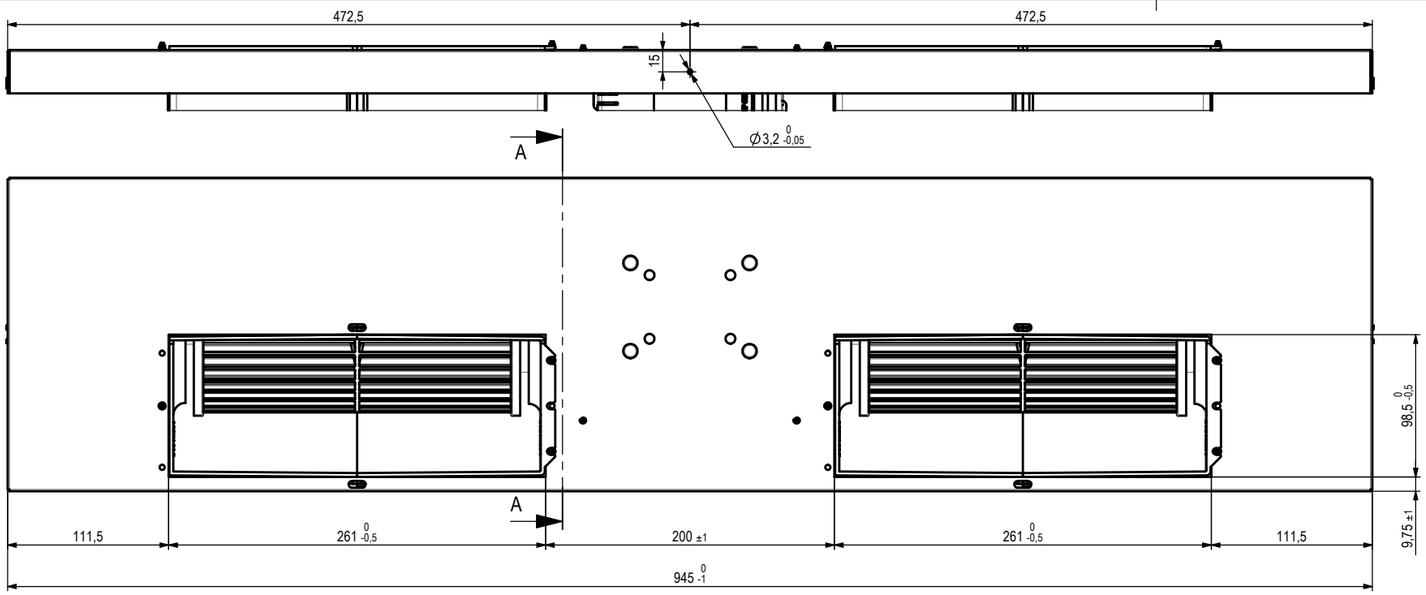

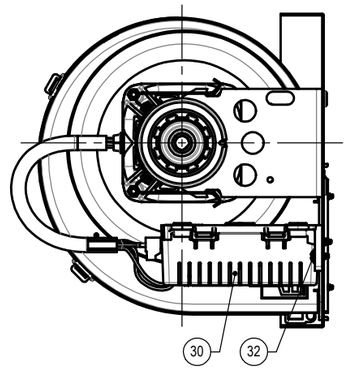

SEZIONE A-A

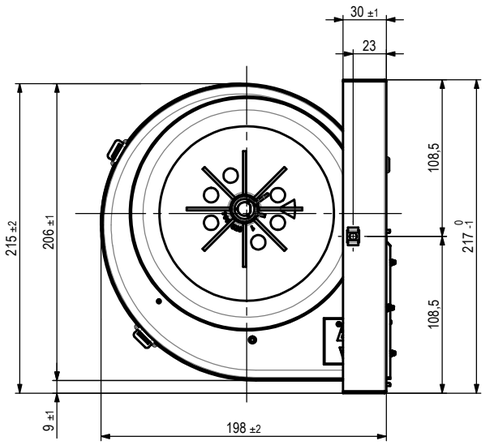

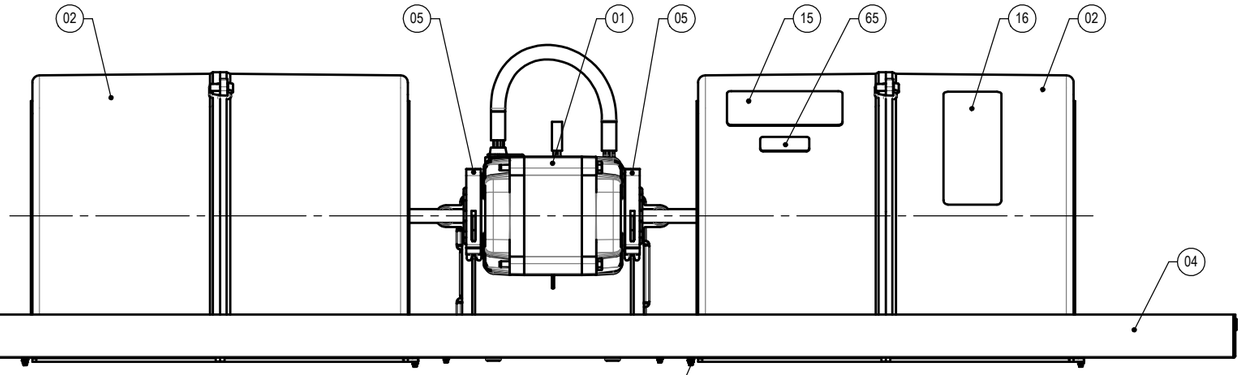

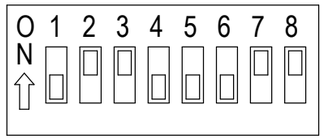

ELECTRONIC CONTROL
DIP SWITCH STANDARD SETTING
FOR 4-017-7185
(Configurazione Iniziale Dip Switch)

1-008-024
M6 CAGE NUT Pcs.2

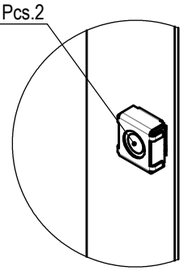

FAN-DECK BALANCING
IN ACCORDANCE
EL.UN.0082
(grado equilibratura)
6.3

Made .....

65

13

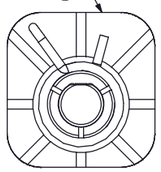

WRAPPER MUST BE INSERTED WITH FINS TOWARD THE SIDE MILLED OF THE SHAFT

(La fascetta deve essere inserita con le alette orientate verso il lato fresato dell'albero)

16

40177185 (156)

O N	1	2	3	4	5	6	7	8
⇧								

DP4	DP5	DP6	Speed Range
ON	ON	ON	0 - 10 V
OFF	ON	ON	0 - 9,5 V
ON	OFF	ON	0 - 9 V
OFF	OFF	ON	0 - 8,5 V
ON	ON	OFF	0 - 8 V
OFF	ON	OFF	0 - 7,5 V
ON	OFF	OFF	0 - 7 V
OFF	OFF	OFF	0 - 6,5 V

08

LEADS END NOT TWISTED AND NOT TINNED
(Estremità non attorcigliate nè stagnate)

BLACK (Nero)

RED (Rosso)

10 - 12

50 ±10

1300 +30 0

SIGNAL CABLE
(Cavo di Segnale)

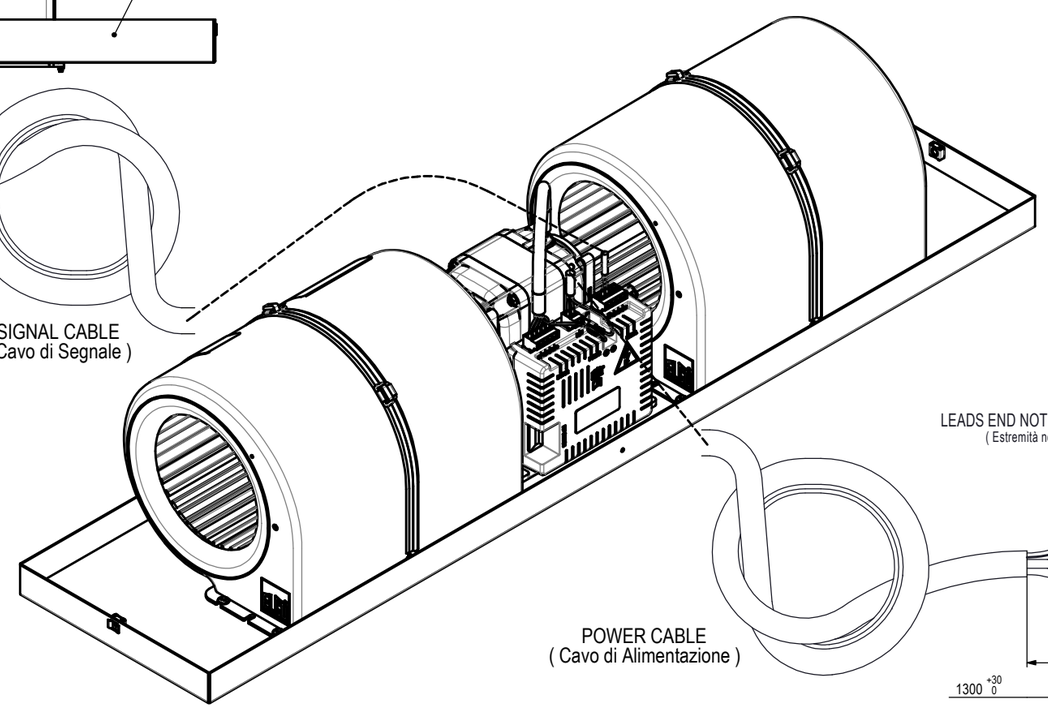

LEADS END NOT TWISTED AND NOT TINNED
(Estremità non attorcigliate nè stagnate)

YELLOW-GREEN

BROWN (Marrone)

BLUE (Azzurro)

10 - 12

50 ±10

1300 +30 0

POWER CABLE
(Cavo di Alimentazione)

15

CODE : 40177185
TYPE : ECM082 80-40/CO-2-185 CE
230 V~ 50/60 Hz TH. PROT.
0,30 A 38 W 750 Rpm
INS. CL. B Win@ηmax.=19
(E082T40BB0072S)
DATA

MOTOR (Motore)	CLASS "B" - SLEEVE BEARING MANUFACTERED (Classe "B" - Esecuzione a Bronzine)
HOUSING (Coclea)	THERMOPLASTIC MATERIAL (Materiale Plastico)
FAN-DECK SUPPORT (Supporto gruppo Vent.)	GALVANIZED SHEET IRON (Lamiera Zincata)
BLOWERS (Ventole) No.2 (Ø146x226)	THERMOPLASTIC MATERIAL (Materiale Plastico)
ELECTRICAL SPECIFICATION No. (Prescrizione per controllo elettrico)	G.2329/2AF

1)TO POSITION THE HOUSING FIXING SCREWS IN ACCORDANCE EL.UN.0089
(Posizionare le viti di fissaggio coclea secondo normativa EL.UN .0089)
2)TO TIGHTEN THE HOUSING FIXING SCREWS ON PLATE WITH TORQUE 15-17 Kgcm
(Serrare le viti di fissaggio coclea con una coppia di 15-17-Kgcm)
3)BLOWER MUST BE CENTERED IN TO THE HOUSING
(Controllare la scentratura della ventola, massimo consentito 2mm)
4)TO CONTROL ON BOTH HOUSING ARE MOUNTED THE FIXING ORINGS
(Controllare che su entrambi i gruppi coclea siano montati gli oring di fissaggio)

Rel	Date	Description	Executor signature	Checked
A	02-05-2018	Aggiunto foro Ø3,2 sul lato lungo bacinella - Aggiunto dadi M6 in gabbia quadra - Aggiunto cavi di alimentazione e segnale L.1300 RdM 18/0007 U.C.	Pedrini R.	E. Crippa

MODIFICATIONS

For dimension without tollerance see standard UNI EN 22768-mK

Treatement .
Material .

A2

ELCO

Drawn Pedrini R.
Date 15-02-2018
Check E. Crippa
Scale ---

GR. VENT. 230V 50/60Hz
TYPE : ECM082 80-40 / CO-2-185

Weight gr. .
Ref. No .
Release A

4-017-7185

DRAWING MADE BY **CAD** HAND MADE MODIFICATIONS ARE FORBIDDEN
THIS DRAWING IS OUR PROPERTY. ANY PARTIAL OR COMPLETE COPY IS FORBIDDEN WITHOUT PREVIOUS WRITTEN AUTHORISATION