

Stop valve with flanges AT 1047-



Product information

High-pressure steel stop valve with flanges, PN160. Used as a shut-off valve for process water, aggressive media, among others. Suitable for industrial applications.

Dimension range (DN)	15 - 50
PN	63 - 160
Temperature (°C)	-10 - 550
Main material	Steel

Area of use

For applications in industrial installations, hospitals, food and beverages, processing technology, vapour facilities, plant manufacturing. As a shut-off valve for process water, aggressive media, among others.

Tender text

PSB.5 Ball valves and needle valves

Quality assurance

AFS 2023:5, PED 2014/68/EU

The product is CE marked

Product marking: Manufacturer, DN, PN, CE, Material and flow direction

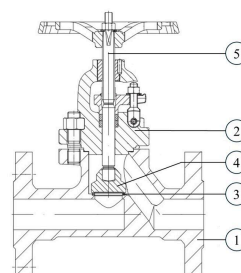
Energy and environment declaration

Reach date: 12/3/2024 1:00:15 PM

Reach note: The product is not covered by REACH

List of details

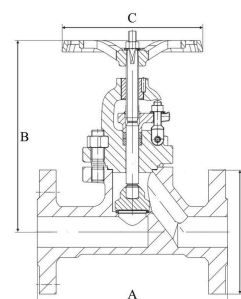
Pos	Component	Material
1	Body	Steel 13CrMo4-5 (1.7335)
2	Bonnet	Steel 13CrMo4-5 (1.7335)
3	Seat	Steel 13CrMo4-5 (1.7335)
4	Globe	Steel 13CrMo4-5 (1.7335)
5	Spindle	Martensitic stainless steel (1.4122)
Stellite-reinforced sealing between seat and globe.		



Measurements and weight

Dimension range (DN): 15 - 50

DN	15	20	25	32	40	50
A	210	230	230	260	260	300
B	228	228	228	292	292	300
C	180	180	180	225	225	225
D	105	130	140	155	170	195
Net weight (kg)	8.9	10.5	11.5	19	21	27



Function and design

With rising, externally threaded stem. Metal-sealing with a seat reinforced with Stellite.

Max operational pressure and temperature:

160bar at 250°C
 139bar at 300°C
 125bar at 350°C
 118bar at 400°C
 112bar at 450°C
 72bar at 500°C
 35bar at 530°C

Technical data

Main material: Steel

Main material code: Steel 13CrMo4-5 (1.7335)

Included materials: Steel, Stainless steel

Included material code: Martensitic stainless steel (1.4122), Steel 13CrMo4-5 (1.7335)

Temperature (°C): -10 - 550

PN: 63 - 160

Connection: Flanged EN1092

ETIM classification: EC010120 - Globe valve

DN	15	20	25	32	40	50
KVS	4.2	6.4	8.6	21.8	24.2	33

Installation and maintenance

Flowdirection: Uni-directional


Possible mounting position: Vertical, Horizontal

Can be installed with the stem in any direction, but not with downward-facing handwheel. The preferred stem position is vertical. The system should be flushed before commissioning.

The company's management system
is certified by DNV
ISO 9001 • ISO 14001

Get into the flow

Get into the flow with Armatec.



armatec

info@armatec.se | +46 31 89 01 00 | www.armatec.se