

APPROVALS




 **ENGINEERING CODE**
943DA11


 **APPROVED REFRIGERANT**
R-404A

 **POWER SUPPLY**
220-240 V 50 Hz

 **STANDARD CONDITIONS**
EN12900

 **APPLICATION**
LBP

 **COOLING CAPACITY**
834 W (LBP)

 **EFFICIENCY**
1.09 W/W (LBP)

 **MOTOR TYPE**
CSCR

 **STARTING TORQUE**
HST

DATA

General Data

Type	Hermetic reciprocating
Technology Type	On-Off
Displacement	34.38 cm ³
Compressor Cooling	Fan/NotControlled/220
Fan Air Flow	800 m ³ /h
Expansion Device	Capillary Tube or Expansion Valve
Horse Power	1 1/2 hp
Max Condensing Pressure Operating	24.71 bar
Max Condensing Pressure Peak	27.71 bar
Power Supply	220-240 V 50 Hz
Evaporating Temperature Range	-40 °C to -10 °C

Electrical Data

Motor type	CSCR
Starting Torque	HST
Start Winding Resistance	4.84 Ω at 25° C
Run Winding Resistance	1.7 Ω at 25° C

Mechanical Data

Maximum Recommended Refrigerant Charge	800 g
Oil Charge	750 ml
Oil Type Configuration	ESTER
Oil Type Viscosity	ISO22
Pressurization	Dry air charge
Weight	21.5 Kg
Free Internal Volume	3.9 L

Electrical Components

	Description
Run Capacitor	20
Start Capacitor	88-108 Uf / 330 V
CSR / CSIR Box	YES
Starting Device	RVA2L3C-112
Motor Protection	15HM1963-248

External Characteristics

Base Plate	Large	
Tray Holder	No	
Height	276 mm	
Connector	Internal Diameter	Shape
Suction	12.77 mm	Vertical/Copper
Discharge	8 mm	Slanted J/Copper
Process	6.42 mm	Vertical/Copper

PERFORMANCE

Rated Points

Condensing Temperature	Evaporating Temperature	Cooling Capacity	Power Consumption	Gas Flow Rate	Efficiency
40.00°C	-35.00°C	834 W	764 W	22.26 kg/h	1.09 W/W

Test Condition: EN12900LBP, Fan/NotControlled/220, Return Gas 20°C, Evaporation -35.00°C, Condensing 40.00°C, Ambient 35°C, Liquid 40°C, Subcooling OK. Data are an indication of performance based simulation.

Performance Curve Data

Condensing Temperature 35°C

Evaporating Temperature °C	Cooling Capacity W	Power W	Gas Flow Rate kg/h	Efficiency W/W
-40	644	652	16.39	0.99
-35	900	773	22.95	1.16
-30	1224	901	31.36	1.36
-25	1612	1035	41.52	1.56
-20	2056	1176	53.32	1.75
-15	2551	1326	66.67	1.92
-10	3091	1486	81.46	2.08

Test Condition: EN12900LBP, Fan/NotControlled/220, Return Gas 20°C, Ambient 35°C , Subcooling OK. Data are an indication of performance based simulation.

Condensing Temperature 45°C

Evaporating Temperature °C	Cooling Capacity W	Power W	Gas Flow Rate kg/h	Efficiency W/W
-35	704	758	20.39	0.93
-30	974	910	28.34	1.07
-25	1298	1069	37.98	1.21
-20	1669	1235	49.19	1.35
-15	2081	1409	61.87	1.48
-10	2528	1593	75.92	1.59

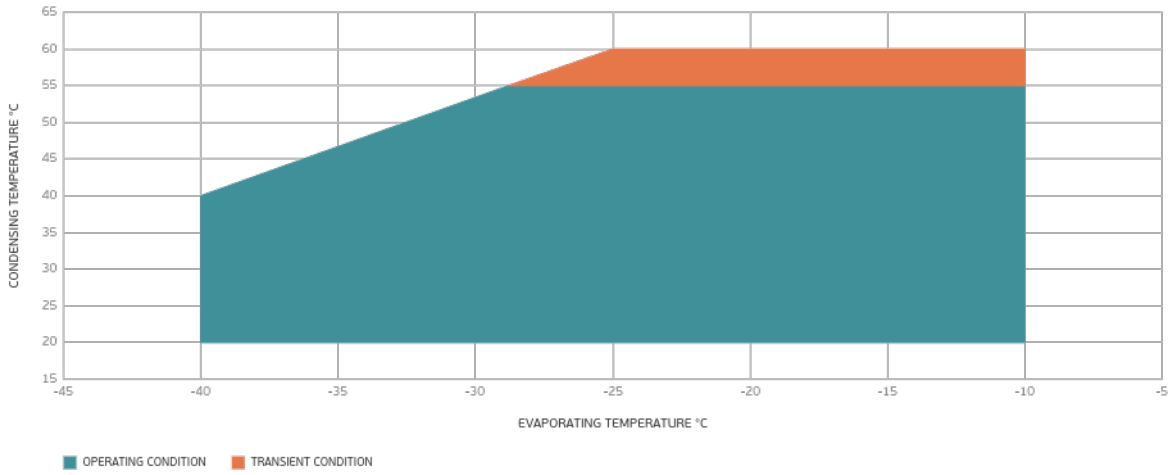
Test Condition: EN12900LBP, Fan/NotControlled/220, Return Gas 20°C, Ambient 35°C , Subcooling OK. Data are an indication of performance based simulation.

Condensing Temperature 55°C

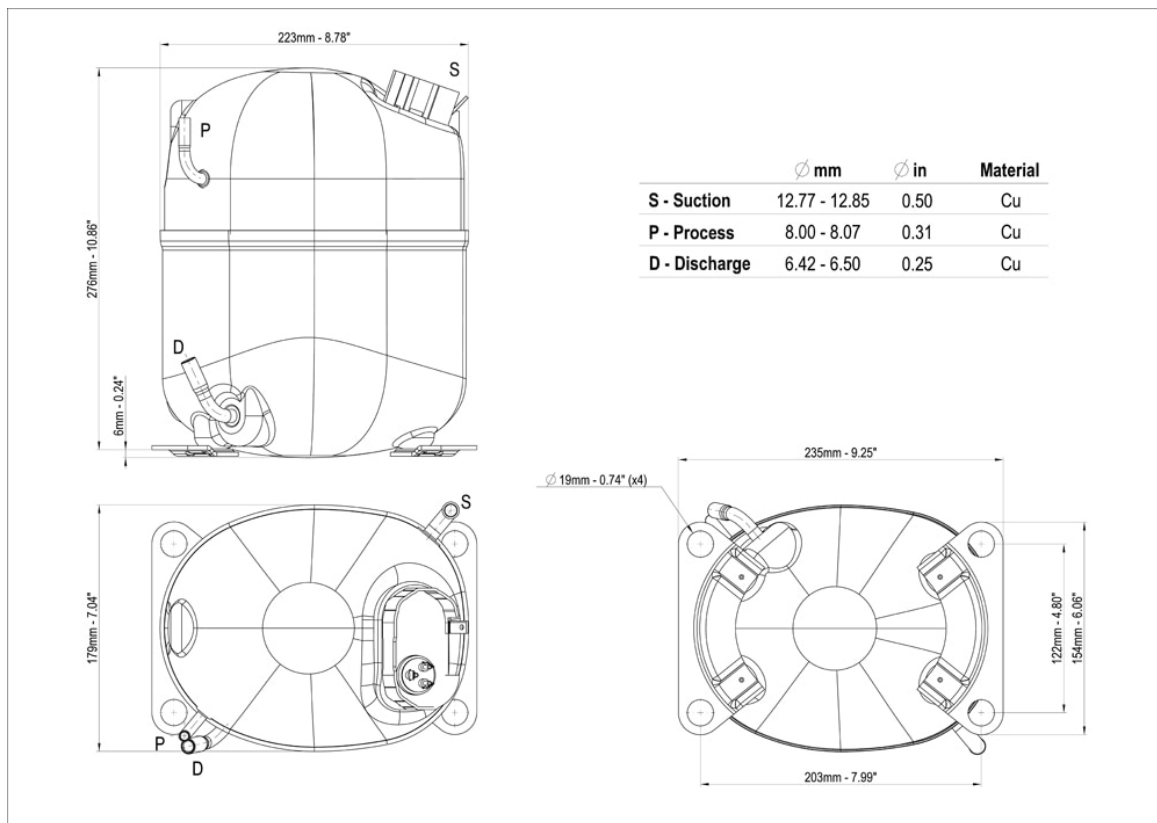
Evaporating Temperature °C	Cooling Capacity W	Power W	Gas Flow Rate kg/h	Efficiency W/W
-30	714	921	24.38	0.78
-25	973	1093	33.43	0.89
-20	1269	1272	43.99	1
-15	1598	1458	55.95	1.1
-10	1952	1654	69.20	1.18

Test Condition: EN12900LBP, Fan/NotControlled/220, Return Gas 20°C, Ambient 35°C , Subcooling OK. Data are an indication of performance based simulation.

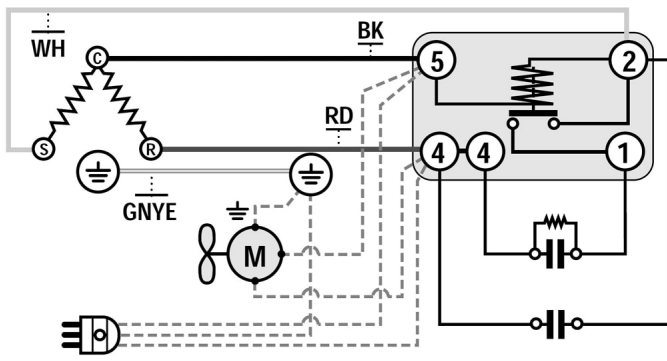
Operating Envelope



External Dimensions



Wiring Diagram



Assembly Instructions

