




APPROVALS




 **ENGINEERING CODE**
843DA02


 **APPROVED REFRIGERANT**
R-290

 **POWER SUPPLY**
220-240 V 50 Hz

 **STANDARD CONDITIONS**
EN12900

 **APPLICATION**
MBP

 **COOLING CAPACITY**
1931 W (MBP)

 **EFFICIENCY**
1.97 W/W (MBP)

 **MOTOR TYPE**
CSCR

 **STARTING TORQUE**
HST

DATA

General Data

Type	Hermetic reciprocating
Technology Type	On-Off
Displacement	27.8 cm ³
Compressor Cooling	Fan/NotControlled/220
Fan Air Flow	520 m ³ /h
Expansion Device	Capillary Tube or Expansion Valve
Horse Power	1 1/4 hp
Max Condensing Pressure Operating	18.07 bar
Max Condensing Pressure Peak	20.17 bar
Power Supply	220-240 V 50 Hz
Evaporating Temperature Range	-20 °C to 10 °C

Electrical Data

Motor type	CSCR
Starting Torque	HST
Start Winding Resistance	8.4 Ω at 25° C
Run Winding Resistance	1.7 Ω at 25° C

Mechanical Data

Maximum Recommended Refrigerant Charge	150 g
Oil Charge	450 ml
Oil Type Configuration	ESTER
Oil Type Viscosity	ISO22
Pressurization	Without dry air charge
Weight	17.4 Kg
Free Internal Volume	3.3 L

Electrical Components

	Description
Run Capacitor	20
CSR / CSIR Box	YES
Starting Device	RVA403C-123
Motor Protection	MST22AGN-3074
Start Capacitor	130-156 Uf/330 V

External Characteristics

Base Plate	Universal	
Tray Holder	No	
Height	234 mm	
Connector	Internal Diameter	Shape
Suction	9.6 mm	Vertical/Copper
Discharge	6.42 mm	Vertical/Copper
Process	6.42 mm	Vertical/Copper

PERFORMANCE

Rated Points

Condensing Temperature	Evaporating Temperature	Cooling Capacity	Power Consumption	Gas Flow Rate	Efficiency
45.00°C	-10.00°C	1931 W	981 W	23.76 kg/h	1.97 W/W

Test Condition: EN12900MBP, Fan/NotControlled/220, Return Gas 20°C, Evaporation -10.00°C, Condensing 45.00°C, Ambient 35°C, Liquid 45°C, Subcooling OK. Data in accordance to EN

12900:2013 and AHRI 540:2015 polynomial equation and uncertainty guidance.

Performance Curve Data

Condensing Temperature 35°C

Evaporating Temperature °C	Cooling Capacity W	Power W	Gas Flow Rate kg/h	Efficiency W/W
-20	1467	792	16.24	1.85
-15	1832	852	20.42	2.15
-10	2261	913	25.33	2.48
-5	2758	974	31.08	2.83
0	3325	1035	37.75	3.21
5	3968	1096	45.44	3.62
10	4690	1158	54.26	4.05

Test Condition: EN12900MBP, Fan/NotControlled/220, Return Gas 20°C, Ambient 35°C, Subcooling OK. Data in accordance to EN 12900:2013 and AHRI 540:2015 polynomial equation and uncertainty guidance.

Condensing Temperature 45°C

Evaporating Temperature °C	Cooling Capacity W	Power W	Gas Flow Rate kg/h	Efficiency W/W
-20	1245	831	15.16	1.5
-15	1559	904	19.07	1.72
-10	1931	981	23.76	1.97
-5	2366	1062	29.31	2.23
0	2869	1146	35.83	2.5
5	3442	1233	43.42	2.79
10	4089	1325	52.17	3.09

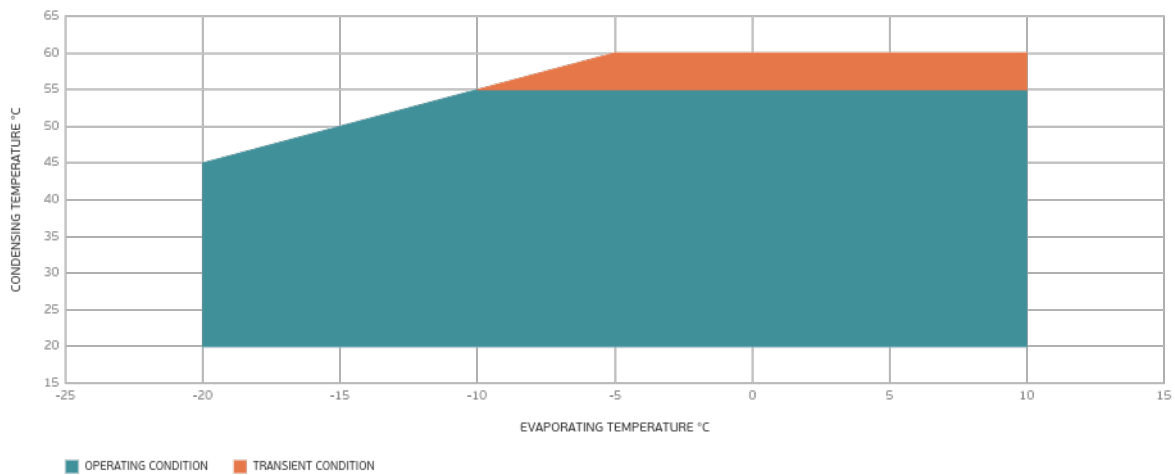
Test Condition: EN12900MBP, Fan/NotControlled/220, Return Gas 20°C, Ambient 35°C, Subcooling OK. Data in accordance to EN 12900:2013 and AHRI 540:2015 polynomial equation and uncertainty guidance.

Condensing Temperature 55°C

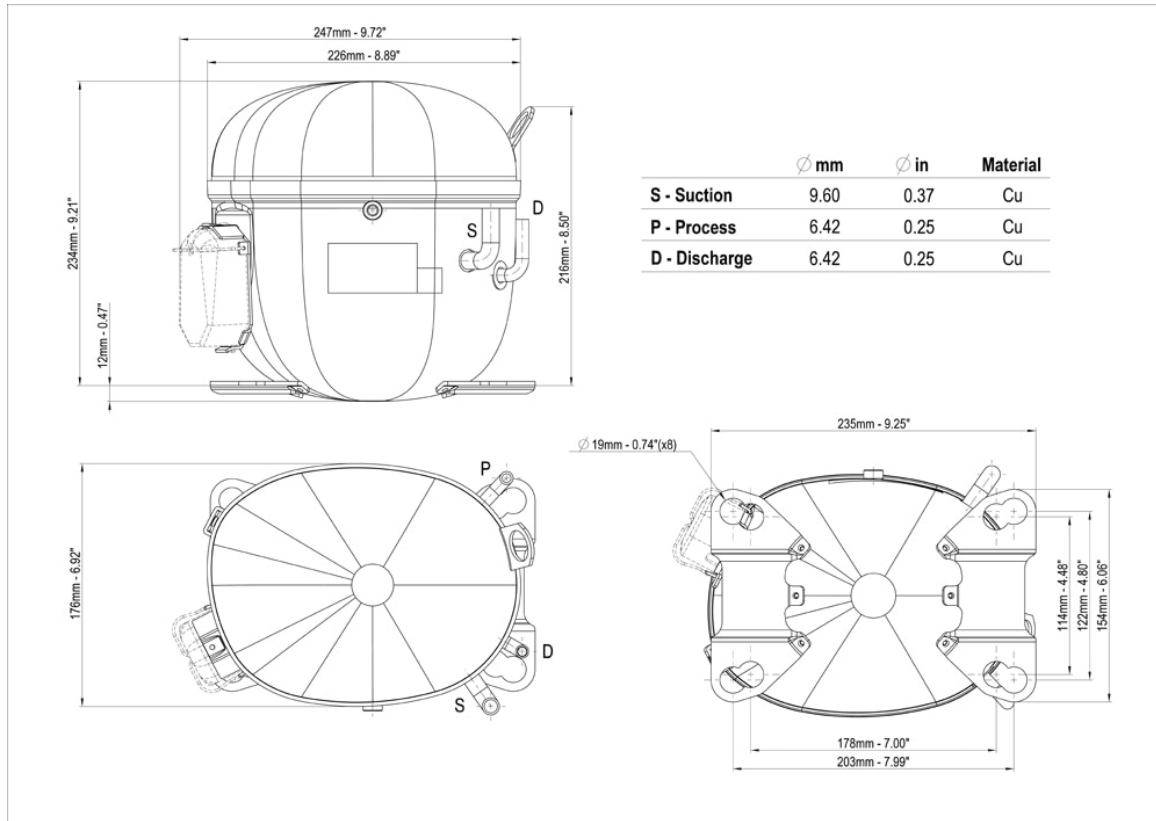
Evaporating Temperature °C	Cooling Capacity W	Power W	Gas Flow Rate kg/h	Efficiency W/W
-20	1062	903	14.41	1.18
-15	1317	984	17.97	1.34
-10	1627	1071	22.34	1.52
-5	1995	1166	27.62	1.71
0	2426	1268	33.90	1.91
5	2923	1378	41.30	2.12
10	3491	1494	49.89	2.34

Test Condition: EN12900MBP, Fan/NotControlled/220, Return Gas 20°C, Ambient 35°C, Subcooling OK. Data in accordance to EN 12900:2013 and AHRI 540:2015 polynomial equation and uncertainty guidance.

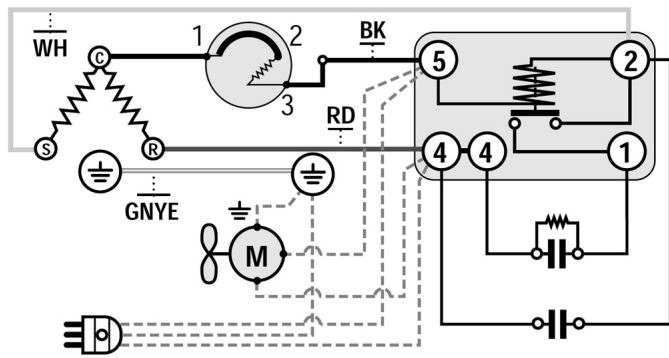
Operating Envelope



External Dimensions



Wiring Diagram



Assembly Instructions

