




**APPROVALS**




 **ENGINEERING CODE**  
922BN09


 **APPROVED REFRIGERANT**  
R-404A


 **POWER SUPPLY**  
200-240 V 50 Hz

 **STANDARD CONDITIONS**  
EN12900

 **APPLICATION**  
MBP

 **COOLING CAPACITY**  
1089 W (MBP)

 **EFFICIENCY**  
1.69 W/W (MBP)

 **MOTOR TYPE**  
CSIR

 **STARTING TORQUE**  
HST

**DATA**

**General Data**

Type	Hermetic reciprocating
Technology Type	On-Off
Displacement	14.5 cm <sup>3</sup>
Compressor Cooling	Fan/NotControlled/200
Fan Air Flow	520 m <sup>3</sup> /h
Expansion Device	Capillary Tube or Expansion Valve
Horse Power	3/4 hp
Max Condensing Pressure Operating	24.71 bar
Max Condensing Pressure Peak	27.71 bar
Power Supply	200-240 V 50 Hz / 230 V 60 Hz
Evaporating Temperature Range	-20 °C to 10 °C

**Electrical Data**

Motor type	CSIR
Starting Torque	HST
Start Winding Resistance	12.16 Ω at 25° C
Run Winding Resistance	1.86 Ω at 25° C

## Mechanical Data

Maximum Recommended Refrigerant Charge	800 g
Oil Charge	450 ml
Oil Type Configuration	ESTER
Oil Type Viscosity	ISO22
Pressurization	Dry air charge
Weight	17 Kg
Free Internal Volume	3.3 L

## Electrical Components

	Description
Starting Device	Relay   MTRPH-55*
Start Capacitor	88-108 Uf/330 V
Motor Protection	MRA38112-3259

## External Characteristics

Base Plate	Universal	
Tray Holder	No	
Height	220 mm	
Connector	Internal Diameter	Shape
Suction	12.7 mm	ROTOLOCK(Ex. thr. 1"-14UNS-2A)/Steel
Discharge	6.42 mm	Vertical/Copper
Process	6.42 mm	Vertical/Copper

## PERFORMANCE

## Rated Points

Condensing Temperature	Evaporating Temperature	Cooling Capacity	Power Consumption	Gas Flow Rate	Efficiency
45.00°C	-10.00°C	1089 W	643 W	32.68 kg/h	1.69 W/W

Test Condition: EN12900MBP, Fan/NotControlled/200, Return Gas 20°C, Evaporation -10.00°C, Condensing 45.00°C, Ambient 35°C, Liquid 45°C, Subcooling 0K. Data are an indication of performance based simulation.

## Performance Curve Data

### Condensing Temperature 35°C

Evaporating Temperature °C	Cooling Capacity W	Power W	Gas Flow Rate kg/h	Efficiency W/W
-20	839	498	21.71	1.69
-15	1070	542	27.98	1.97
-10	1343	587	35.43	2.29
-5	1661	634	44.23	2.62
0	2023	682	54.55	2.97
5	2431	730	66.57	3.33
10	2885	779	80.44	3.7

Test Condition: EN12900MBP, Fan/NotControlled/200, Return Gas 20°C, Ambient 35°C, Subcooling OK. Data are an indication of performance based simulation.

### Condensing Temperature 45°C

Evaporating Temperature °C	Cooling Capacity W	Power W	Gas Flow Rate kg/h	Efficiency W/W
-20	678	522	20.02	1.3
-15	864	581	25.72	1.49
-10	1089	643	32.68	1.69
-5	1354	707	41.10	1.91
0	1659	772	51.12	2.15
5	2005	839	62.93	2.39
10	2394	907	76.71	2.64

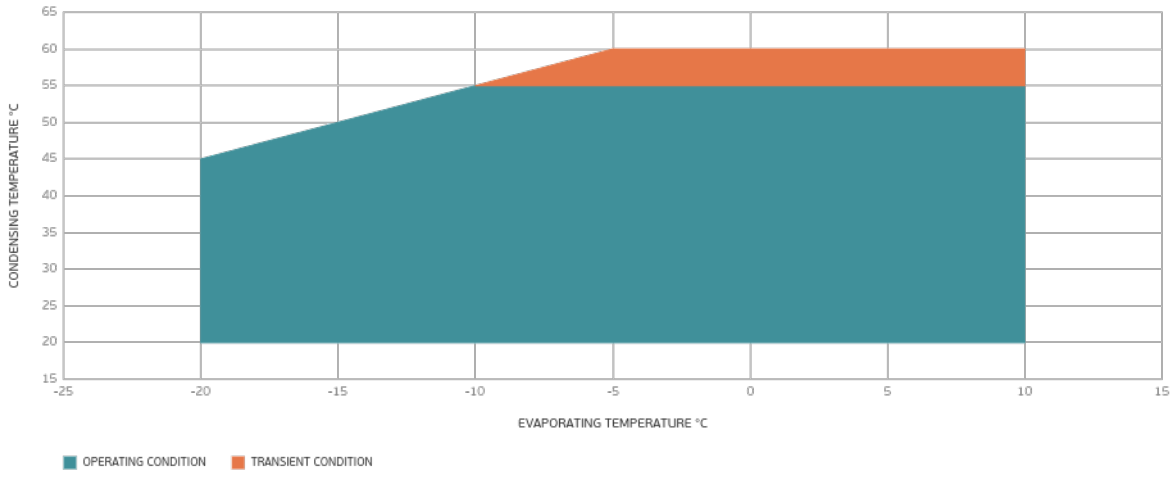
Test Condition: EN12900MBP, Fan/NotControlled/200, Return Gas 20°C, Ambient 35°C, Subcooling OK. Data are an indication of performance based simulation.

### Condensing Temperature 55°C

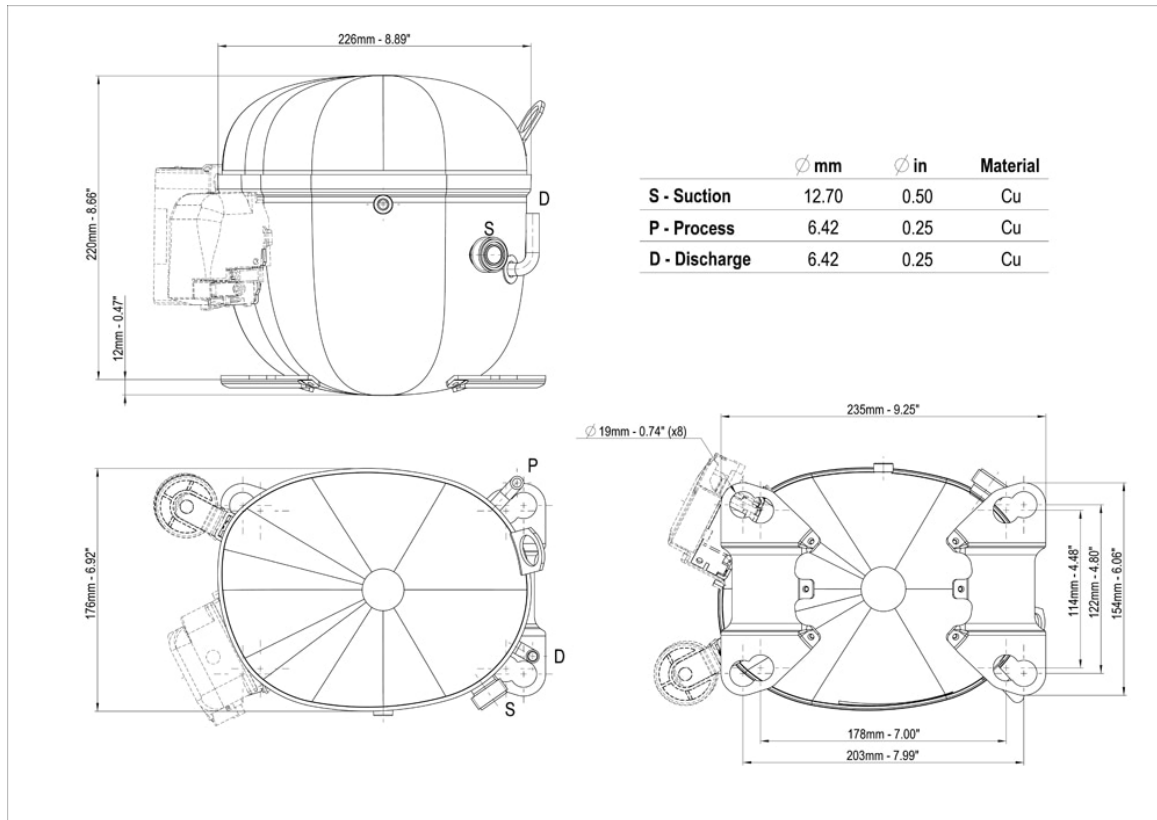
Evaporating Temperature °C	Cooling Capacity W	Power W	Gas Flow Rate kg/h	Efficiency W/W
-20	555	553	19.23	1
-15	690	620	24.15	1.11
-10	860	689	30.44	1.25
-5	1065	761	38.27	1.4
0	1306	836	47.80	1.56
5	1585	912	59.21	1.74
10	1902	990	72.68	1.92

Test Condition: EN12900MBP, Fan/NotControlled/200, Return Gas 20°C, Ambient 35°C, Subcooling OK. Data are an indication of performance based simulation.

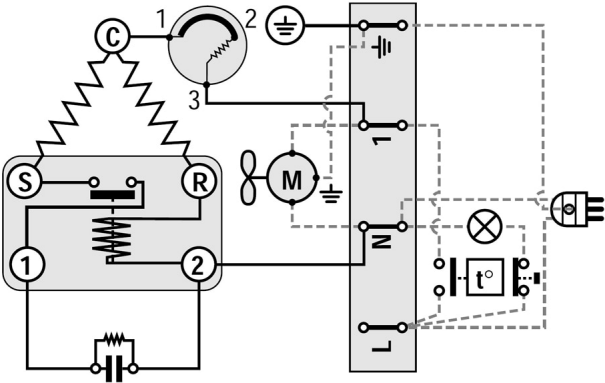
## Operating Envelope



## External Dimensions



### Wiring Diagram



### Assembly Instructions

