



APPROVALS



ENGINEERING CODE
212BA04

APPROVED REFRIGERANT
R-134a

POWER SUPPLY
220-240 V 50 Hz

STANDARD CONDITIONS
EN12900

APPLICATION
HBP

COOLING CAPACITY
1639 W (HBP)

EFFICIENCY
2.23 W/W (HBP)

MOTOR TYPE
CSIR

STARTING TORQUE
HST

DATA

General Data

Type	Hermetic reciprocating
Technology Type	On-Off
Displacement	20.44 cm ³
Compressor Cooling	Fan/NotControlled/220
Fan Air Flow	520 m ³ /h
Expansion Device	Capillary Tube or Expansion Valve
Horse Power	3/4 hp
Max Condensing Pressure Operating	13.92 bar
Max Condensing Pressure Peak	15.62 bar
Power Supply	220-240 V 50 Hz
Evaporating Temperature Range	-15 °C to 10 °C

Electrical Data

Motor type	CSIR
Starting Torque	HST
Start Winding Resistance	11.22 Ω at 25° C
Run Winding Resistance	3 Ω at 25° C

Mechanical Data

Maximum Recommended Refrigerant Charge	800 g
Oil Charge	450 ml
Oil Type Configuration	ESTER
Oil Type Viscosity	ISO22
Pressurization	Dry air charge
Weight	17 Kg
Free Internal Volume	3.3 L

Electrical Components

	Description
Start Capacitor	88-108 Uf / 330 V
Motor Protection	T0645/G6
Starting Device	Relay MTRPH-57*

External Characteristics

Base Plate	Universal	
Tray Holder	No	
Height	220 mm	
Connector	Internal Diameter	Shape
Suction	9.6 mm	Vertical/Copper
Discharge	6.42 mm	Vertical/Copper
Process	6.42 mm	Vertical/Copper

PERFORMANCE

Rated Points

Condensing Temperature	Evaporating Temperature	Cooling Capacity	Power Consumption	Gas Flow Rate	Efficiency
50.00°C	5.00°C	1639 W	736 W	41.24 kg/h	2.23 W/W

Test Condition: EN12900HBP, Fan/NotControlled/220, Return Gas 20°C, Evaporation 5.00°C, Condensing 50.00°C, Ambient 35°C, Liquid 50°C, Subcooling 0K. Data are an indication of performance based simulation.

Performance Curve Data

Condensing Temperature 35°C

Evaporating Temperature °C	Cooling Capacity W	Power W	Gas Flow Rate kg/h	Efficiency W/W
-15	875	451	18.50	1.94
-10	1096	489	23.33	2.24
-5	1367	529	29.22	2.58
0	1691	570	36.35	2.97
5	2074	611	44.93	3.39
10	2522	654	55.15	3.86

Test Condition: EN12900HBP, Fan/NotControlled/220, Return Gas 20°C, Ambient 35°C, Subcooling OK. Data are an indication of performance based simulation.

Condensing Temperature 45°C

Evaporating Temperature °C	Cooling Capacity W	Power W	Gas Flow Rate kg/h	Efficiency W/W
-15	748	487	17.36	1.54
-10	938	534	21.89	1.76
-5	1172	585	27.48	2
0	1455	638	34.34	2.28
5	1791	694	42.65	2.58
10	2188	752	52.61	2.91

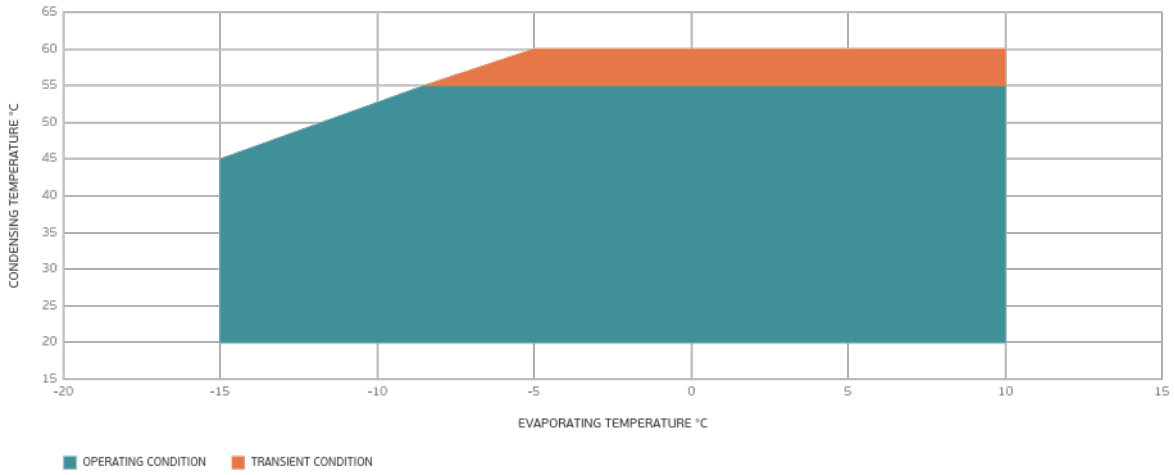
Test Condition: EN12900HBP, Fan/NotControlled/220, Return Gas 20°C, Ambient 35°C, Subcooling OK. Data are an indication of performance based simulation.

Condensing Temperature 55°C

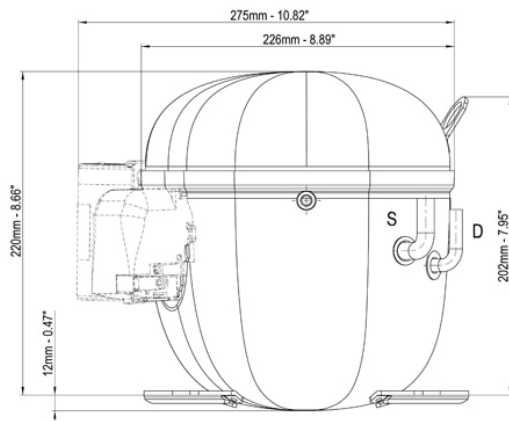
Evaporating Temperature °C	Cooling Capacity W	Power W	Gas Flow Rate kg/h	Efficiency W/W
-10	785	581	20.34	1.35
-5	980	640	25.56	1.53
0	1219	704	32.05	1.73
5	1507	772	40.01	1.95
10	1850	843	49.62	2.19

Test Condition: EN12900HBP, Fan/NotControlled/220, Return Gas 20°C, Ambient 35°C, Subcooling OK. Data are an indication of performance based simulation.

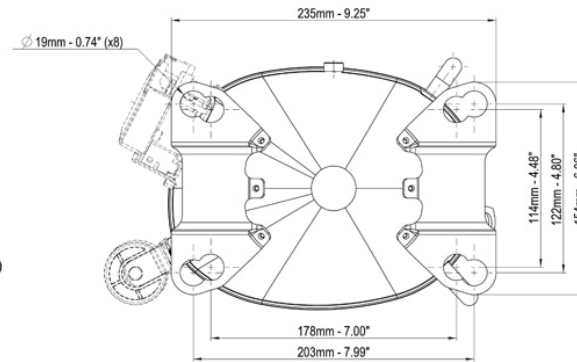
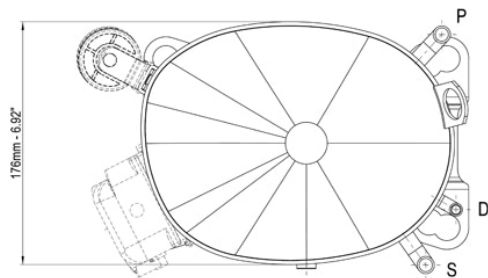
Operating Envelope



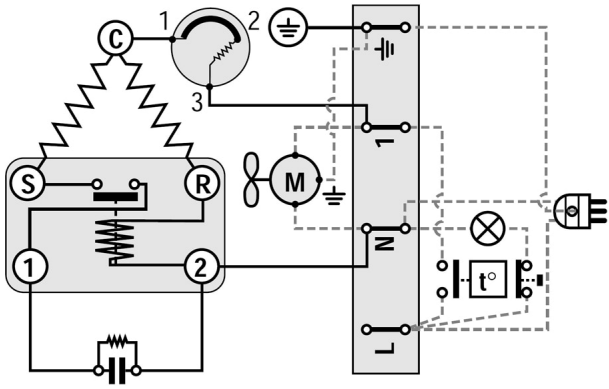
External Dimensions



	∅ mm	∅ in	Material
S - Suction	9.60	0.37	Cu
P - Process	6.42	0.25	Cu
D - Discharge	6.42	0.25	Cu



Wiring Diagram



Assembly Instructions

