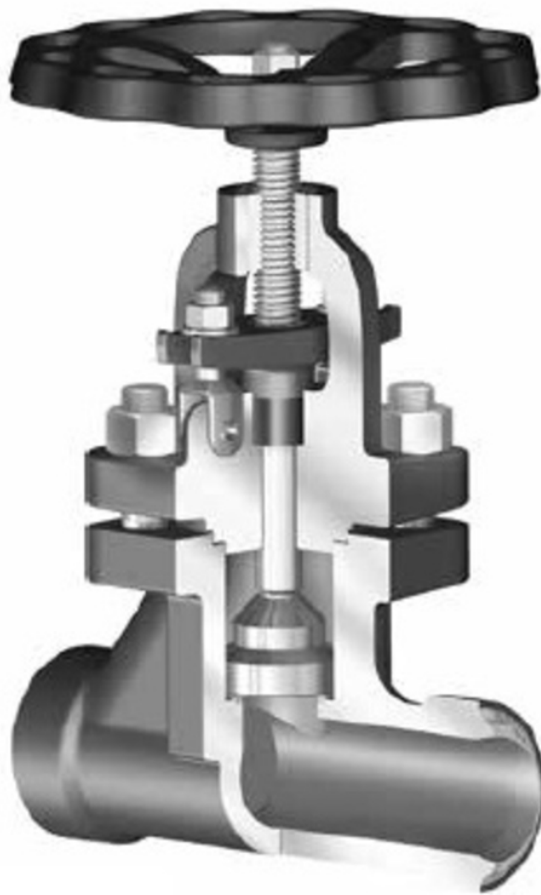


# Stop valve with butt weld ends AT 1046-



## Product information

High-pressure steel stop valve with butt welded ends, PN160. Used as a shut-off valve for process water, aggressive media, among others. Suitable for industrial applications.

Dimension range (DN)	15 - 50
PN	63 - 160
Temperature (°C)	-10 - 530
Main material	Steel

### Area of use

For applications in industrial installations, hospitals, food and beverages, processing technology, vapour facilities, plant manufacturing. As a shut-off valve for process water, aggressive media, among others.

### Tender text

**PSB.5 Ball valves and needle valves**

### Quality assurance

AFS 2023:5, PED 2014/68/EU

**The product is CE marked**

**Product marking:** Manufacturer, DN, PN, CE, Material and flow direction

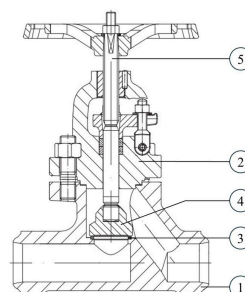
### Energy and environment declaration

**Reach date:** 12/3/2024 1:00:14 PM

**Reach note:** The product is not covered by REACH

## List of details

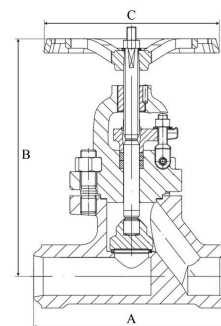
Pos	Component	Material
1	Body	Steel 16Mo3 (1.5415)
2	Bonnet	Steel 16Mo3 (1.5415)
3	Seat	Steel 16Mo3 (1.5415)
4	Globe	Steel 13CrMo4-5 (1.7335)
5	Spindle	Martensitic stainless steel (1.4122)
Stellite-reinforced sealing between seat and globe.		



## Measurements and weight

**Dimension range (DN):** 15 - 50

DN	15	20	25	32	40	50
A	150	150	160	180	210	250
B	228	228	228	292	292	300
C	180	180	180	225	225	225
Net weight (kg)	6.5	6.5	6.6	13.2	13.2	16.2



## Function and design

With rising, externally threaded stem. Metal-sealing with a seat reinforced with Stellite.

Max operational pressure and temperature:

160bar at 250°C  
 139bar at 300°C  
 125bar at 350°C  
 118bar at 400°C  
 112bar at 450°C  
 72bar at 500°C  
 35bar at 530°C

## Technical data

**Main material:** Steel

**Main material code:** Steel 16Mo3 (1.5415)

**Included materials:** Steel, Stainless steel

**Included material code:** Martensitic stainless steel (1.4122), Steel 16Mo3 (1.5415), Steel 13CrMo4-5 (1.7335)

**Temperature (°C):** -10 - 530

**PN:** 63 - 160

**Connection:** EN12627, butt weld ends

**ETIM classification:** EC010120 - Globe valve

DN	15	20	25	32	40	50
KVS	4.2	6.4	8.6	21.8	24.2	33

## Installation and maintenance

**Flowdirection:** Uni-directional

**Possible mounting position:** Vertical, Horizontal

Can be installed with the stem in any direction, but not with downward-facing handwheel. The preferred stem position is vertical. The system should be flushed before commissioning. The valve should be closed during welding.

The company's management system  
is certified by DNV  
ISO 9001 • ISO 14001

# Get into the flow

Get into the flow with Armatec.



**armatec**

info@armatec.se | +46 31 89 01 00 | www.armatec.se