

Backflow preventer AT 1168-SS



resideo

Product information

Stainless steel protective module type BA. Threaded connection for liquid category 4 according to SS-EN 1717. Integrated filter, compact design.



Dimension range (DN)	15 - 50
PN	10
Temperature (°C)	0 - 65
Main material	Stainless steel

Area of use

Backflow preventers are used to protect internal and external plumbing systems from backflow and pressure surges. The protective covering can handle liquids up to category 4. The backflow preventer is of type BA in accordance with SS-EN 1717. AT 1168B and 1168R have integrated filters and are therefore highly suitable for compact installations.

Tender text

PSG.260 Composite backflow prevention devices

Backflow prevention device AT 1168-...SS DN..., Complete protection module consisting of protection device type BA with double check valves and intermediate pressure-controlled chamber with drainage, integrated filter, inlet and outlet valves. PN10 in threaded design. For maximum protection coverage of liquid category 4 according to SS-EN 1717.

Quality assurance

Fluid category 4, SS-EN 1717

Product marking: Manufacturer, DN, PN, flow direction, manufacturer and manufacturing number.

Separate inspection nameplate.

Energy and environment declaration

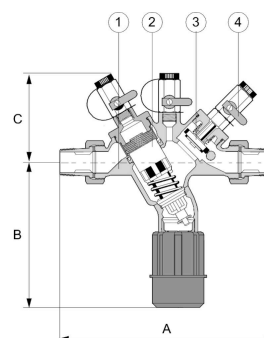
Product Bvb: Accepted

Product BVB ID: 124905

Subject to notification under REACH: No

Reach date: 12/06/2026

Pos **Component** **Material**



Measurements and weight

Dimension range (DN): 15 - 50

DN	A	B	C	Net weight (kg)
15	225	140	110	1.6
20	225	140	110	1.6
25	225	140	110	1.6
32	327	172	165	5
40	348	172	165	5
50	348	172	165	5

Function and design

Backflow preventer type BA covers the risks up to liquid category 4 when connecting tap water, i.e. "Liquid that poses a health risk due to the presence of one or more toxic or highly toxic substances or one or more radioactive, mutagenic or carcinogenic substances".

The protective device has double check valves and an intermediate chamber with drainage (the drainage valve is combined in an insert with the inlet check valve). The protective devices work with three different pressure zones. The pressure in zone 1 is higher than in zone 2, which is higher than in zone 3. A drainage valve is connected in zone 2 and opens when the pressure difference between zone 1 and zone 2 drops to 0.14 bar. The water in zone 2 is drained to the atmosphere. This prevents siphonage or overpressure backflow to the system.

The backflow preventer must be installed as a complete protection module. It is an absolute requirement that the backflow preventer is installed as a protection module.

Technical data

Main material: Stainless steel

Main material code: Acid resistant stainless steel AISI 316 (1.4408, CF8M)

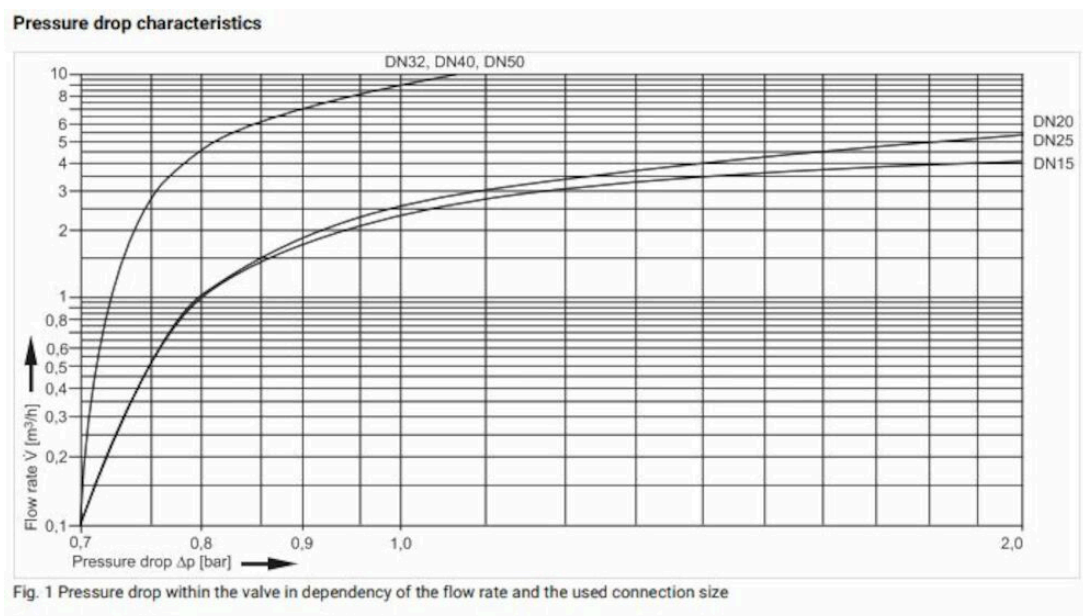
Included materials: Stainless steel

Included material code: Acid resistant stainless steel AISI 316 (1.4408, CF8M)

Temperature (°C): 0 - 65

PN: 10

ETIM classification: EC004501 - Backflow preventer



Installation and maintenance

Flowdirection: Uni-directional

Possible mounting position: Horizontal

Possible mounting position notes: "Shall be installed with drainage downwards."

In accordance with SS-EN1717:2025, which further refers to SS-EN 806-5, and with regard to maintenance, backflow protection/modules and other related fittings shall be checked, tested, and maintained in accordance with Annexes A, B, and C. Annex A describes the frequency, Annex B describes what is to be performed, and Annex C describes other equipment. This means for protection of type:

AB Inspection and maintenance every 6 months.

BA Inspection every 6 months and routine maintenance annually.

CA Inspection every 6 months and routine maintenance annually.


EA Inspection and routine maintenance annually.

For a complete protection module, supplement with two ball valves. See user manual.

The company's management system
is certified by DNV
ISO 9001 • ISO 14001

Get into the flow

Get into the flow with Armatec.



armatec

info@armatec.se | +46 31 89 01 00 | www.armatec.se