


# Check valve AT 1159A



## Product information

Controlled backflow preventer with internal threads type EA in lead-free brass for liquid category 1-2 according to SS-EN 1717.



<b>Dimension range (DN)</b>	15 - 50
<b>PN</b>	10
<b>Temperature (°C)</b>	0 - 90
<b>Main material</b>	Brass

### Area of use

To protect the drinking water system internally and externally from backflow and overpressure backflow, a protective cover is required for liquid categories 1-2. The backflow prevention device is of type EA in accordance with SS-EN 1717.

### Tender text

#### PSE.31 Check valves in liquid systems

Check valve, controllable, made of lead-free brass CW724R ECOBRASS.

AT 1159Axx internal thread

AT 1159AxxM complete protective module including ball valve with internal thread.

### Quality assurance

Accepted material, 4MSI Common Approach - Part B – 23rd Revision, 5th December 2025, AFS 2023:5, 8 paragraph, Fluid category 2, SS-EN 1717

**Product marking:** Brand, material, dimension, and arrow indicating flow direction.

### Energy and environment declaration

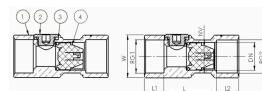
**Product Bvb:** Accepted

**Product BVB ID:** 115332

**Subject to notification under REACH:** No

**Reach date:** 12/06/2026

**Pos**                      **Component**                      **Material**



## Measurements and weight

**Dimension range (DN):** 15 - 50

DN	15	20	25	32	40	50
A	70	70	80	90	103	120
B	26	31.5	39.5	49.5	54.4	68
Net weight (kg)	0.182	0.211	0.376	0.612	0.827	1.262

## Function and design

The valve has a spring-loaded cone, which allows it to be installed in any built-in position, and it closes before the media flow reverses. In order for the check valve AT 1159A to meet the requirement according to SS-EN1717 as a protection module type EA, a shut-off valve must always be installed just before the check valve. This is necessary to enable control to be carried out.

Use the complete module AT 1159AXXM to meet the requirement as a complete protection module. The check valve belongs to type EA and provides protection coverage for liquid up to category 2. The valve has an outlet upstream, which is equipped with a plug. The outlet is used to check the function and tightness of the check valve.

## Technical data

**Main material:** Brass

**Main material code:** Brass (CuZn21Si3P) (CW724R)

**Included materials:** Brass, Stainless steel, Plastic, Other

**Included material code:** Acid resistant stainless steel AISI 316 (1.4401), Brass (CuZn21Si3P) (CW724R), Brass (CuZn35Pb1,5AlAs) (CW625N), PTFE (polytetrafluoroethylene)

**Material note:** Lead-free brass CW724R ECOBRASS

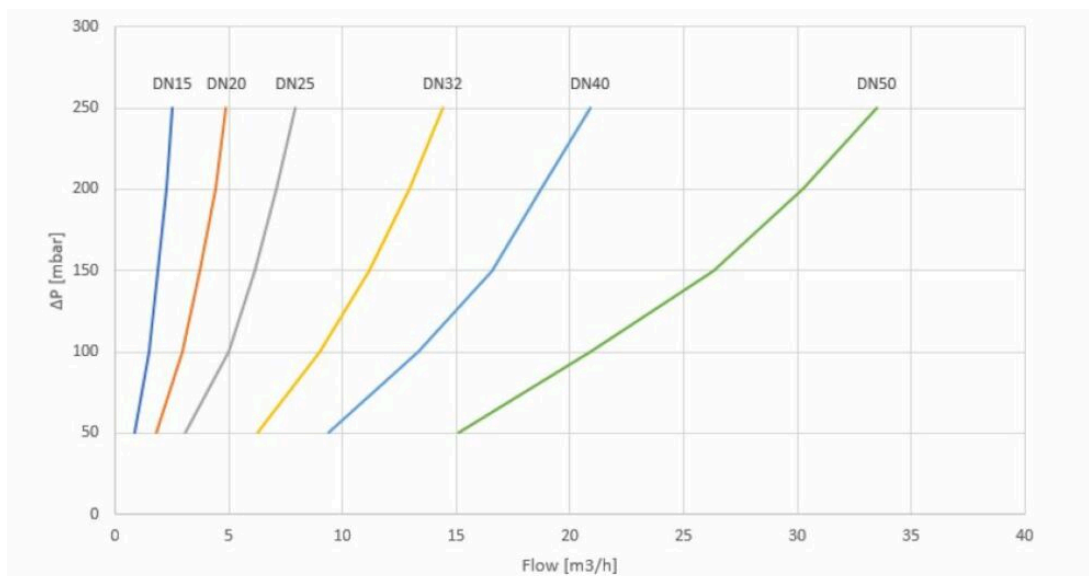
**Temperature (°C):** 0 - 90

**PN:** 10

**Connection:** Internal thread ISO 228-1 (G, BSPP)

**ETIM classification:** EC011469 - Check valve

**BK04 code:** 20711 Non-return valves



## Installation and maintenance

**Flowdirection:** Uni-directional

**Possible mounting position:** Horizontal

In case of a need for larger dimensions, the Controllable Check Valve AT 1159AXXF is selected. The check valves are designed with flanges DN 65-250. To meet the requirement according to SS-EN1717 as a protection module type EA, a shut-off valve must always be installed just before the check valve. In the design as a complete protection module, all components included are made of lead-free brass, AT 1159AXX, AT 3701-XX, AT 5461RXXBF.

The company's management system  
is certified by DNV  
ISO 9001 • ISO 14001

# Get into the flow

Get into the flow with Armatec.



**armatec**

info@armatec.se | +46 31 89 01 00 | www.armatec.se