


# Ball valve AT 3711-



## Product information

High valve neck, full passage, PN 16, soldered connections and steel handle. Ball valve made of dezincification-resistant lead-free brass (less than 0.1%). Graphite packing. For hot and cold tap water, cooling systems, air and neutral gases.



<b>Dimension range (DN)</b>	10 - 50
<b>Temperature (°C)</b>	0 - 150
<b>Main material</b>	Brass

### Area of use

Viridi shut-off valve for hot and cold tap water, as well as heating, cooling, air systems, and non-flammable gases. It can also be used for vacuum and lighter oils (such as diesel), see also section "Installation".

Suitable for water from 0°C to 150°C.

Suitable for air from -10°C to 150°C.

Can be used down to -30°C in cooling systems with glycol-blended media.

### Tender text

#### PSB.1 Ball valves

Viridi ball valve AT 3711 in dezincification-resistant lead-free brass (lead content below 0.1%). With full flow, solder connections, cast high spindle neck, and steel handle. PN 16. Graphite packing and PTFE-coated ball. Viridi ball valve AT 3711 is approved for installation where requirements from the Building Assessment and Healthy House have been set.

### Quality assurance

AFS 2023:5, 8 paragraf

The Viridivent valves may be used for liquids and gases in group 2 according to AFS 2016:1. The Viridivent valves are covered by AFS 2016:1, 8§, the directive for pressure equipment (PED 4.3) and therefore may not be CE marked. The Viridi range is made of alloys that are covered by the "4MS Common Composition List" which includes materials and products approved for use in contact with drinking water.

**Product marking:** Brand, PN and DN.

## Energy and environment declaration

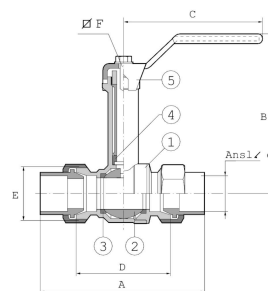
**Product Bvb:** Avoided

**Product BVB ID:** 55110

**Subject to notification under REACH:** No

**Reach date:** 12/06/2026

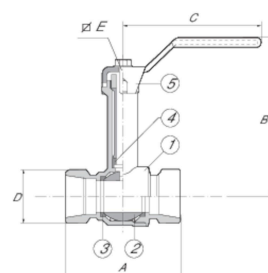
**Pos**                      **Component**                      **Material**



## Measurements and weight

**Dimension range (DN):** 10 - 50

Item number	A	B	C	D	Net weight (kg)
3711-12	80	96	90	50	0.44
3711-15	90	98	90	55	0.44
3711-18	100	101	90	60	0.621
3711-22	100	101	90	60	0.608
3711-28	115	110	125	70	0.983
3711-35	129	120	125	80	1.427
3711-42	143	132	160	90	2
3711-54	161	140	160	100	3.3
3711V42	143				2.257
3711V54	161				3.536



## Function and design

AT 3711 has a construction length according to SS 1129 in dimensions 10-54. The connection ends have cone/sphere coupling according to SMS 3269. AT 3711 has a high spindle neck, suitable for installation where the valve needs to be over-insulated. AT 3711 DN 40 and DN 50 are equipped with a regular handle, if a slow-closing handle is desired, use AT 3711V42 or AT 3711V54. The valves have full flow-through.

## Technical data

**Main material:** Brass

**Main material code:** Brass (CuZn38As) (CW511L, Pb<0,1%)

**Included materials:** Brass, Stainless steel, Steel, Other

**Included material code:** Brass (CuZn38As) (CW511L, Pb<0,1%), PTFE (polytetrafluoroethylene)

**Temperature (°C):** 0 - 150

**Temperature notes:** PN40 for ≤DN50 (Max 40bar up to +95°C, max 25bar at +150°C) PN25 for ≥DN65 (Max 25bar up to +95°C, max 16bar at +150°C). Suitable for water from 0°C to 150°C. Suitable for air from -10°C to 150°C. Can be used down to -30°C in cooling systems with glycol-based media.

**Connection:** Soldering coupling

**ETIM classification:** EC011343 - Ball valve

**BK04 code:** 20702 Ball valves

**MagiCAD link:** <https://redir.magicad.cloud/product/4f9674d3-b07e-43a0-8d68-4dde6b75284b>

**Comment to colour:** Natural colour, untreated.

## Installation and maintenance

**Flowdirection:** Bi-directional

**Possible mounting position:** Vertical, Horizontal

General AT 5472 solder sleeve is made of a brass material with virtually 0% lead. This solder sleeve meets the strictest requirements to minimize the use of lead. Brass material against copper pipes should be capillary soldered with silver solder and flux. The threads and sealing surfaces on the valve should be lubricated with paste to facilitate assembly. Never clamp the valve body with a pipe wrench or vice. Always use existing counterforce when fixing the valve. Tightening of the packing box may be required for air and gas systems when the pressure exceeds 6 bar. For best function, the valve should be operated at least 2 times per year. Soldering instructions: AT 5472 solder sleeve and copper pipe are cleaned inside and outside with a polishing cloth or fine sandpaper. Immediately after cleaning, flux Meltolite 770 Pasta or equivalent is applied to the outside of the copper pipe with a brush. The copper pipe is inserted into the solder sleeve and rotated so that the inside of the solder sleeve is also coated with flux. The solder sleeve is evenly heated over the surface and when the flux is transparent, the temperature is about 700°C, then the solder, Meltolit 5P (5% silver) or equivalent, is added. The solder flows easily at this temperature and a hole should be obtained at the top of the solder sleeve against the copper pipe. The soldering is now complete and the unit can be cooled in water or air-cooled. The valve should be regularly operated to avoid the accumulation of dirt that can lead to leakage.

The company's management system  
is certified by DNV  
ISO 9001 • ISO 14001

# Get into the flow

Get into the flow with Armatec.



**armatec**

info@armatec.se | +46 31 89 01 00 | www.armatec.se