


Backflow preventer AT 1159AM Vridi



Product information

Backflow prevention device with a controllable check valve type EA in lead-free brass and a ball valve for shut-off. For liquid categories 1-2 according to SS-EN 1717.

Dimension range (DN)	15 - 50
PN	10
Temperature (°C)	0 - 90
Main material	Brass

Area of use

We present our 1159AM which is perfect for a tap water application. To protect drinking water internally and externally against backflow and overpressure. Protective cover for liquid category 1-2. The backflow preventer is of type EA in accordance with SS-EN 1717. With a pressure class of PN10 and a temperature range of 0-90 °C, this product is ideal for handling tap water. This product series is available in a dimension range from DN15 to DN50. Our product is made with high quality and lead-free brass to guarantee long life and reliability. Ensure efficient operation with our highest quality product!

Tender text

PSG.262 Backflow preventers with check valve

Backflow prevention device with a controllable check valve type EA in lead-free brass and a ball valve for shut-off. For liquid categories 1-2 according to SS-EN 1717.

Quality assurance

AFS 2023:5, 8 paragraf, Fluid category 2, SS-EN 1717

Protective covering for liquid category 1-2. The backflow preventer is of type EA in accordance with SS-EN 1717.

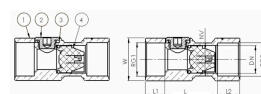
Product marking: Brand, material, dimension, and arrow indicating flow direction.

Energy and environment declaration

Subject to notification under REACH: No

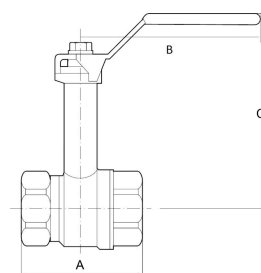
Reach date: 12/06/2026

Pos **Component** **Material**



Ball valve AT 3701- List of details

Pos	Component	Material
1	Valve body	Brass (CuZn38As) (CW511L, Pb<0,1%)
2	Ball	Brass (CuZn38As) (CW511L)
3	Seat rings	PTFE (polytetrafluoroethylene)
4	Stuffing box	PTFE (polytetrafluoroethylene)
5	Lever	Steel



Measurements and weight

Dimension range (DN): 15 - 50

DN	A	Net weight (kg)
15	124	0.6
20	133	0.7
25	152	1.1
32	176	1.6
40	202	2.3
50	235	3.3

Function and design

The valve has a spring-loaded cone, which means it can be installed in any built-in position and closes before the media flow reverses.

To meet the requirement according to SS-EN1717 as protection module type EA, an isolation valve must always be installed just before the check valve AT 1159A. This is necessary to enable control to be carried out. Use the complete module AT 1159AXXM to meet the requirement as a complete protection module.

The check valve belongs to type EA and provides protection coverage for liquid up to category 2. The valve has an

outlet upstream, which is equipped with a plug. The outlet is used to check the function and tightness of the check valve.

Technical data

Main material: Brass

Main material code: Brass (CuZn21Si3P) (CW724R), Brass (CuZn38As) (CW511L, Pb<0,1%)

Included materials: Brass

Included material code: Brass (CuZn21Si3P) (CW724R), Brass (CuZn38As) (CW511L, Pb<0,1%)

Material note: Backflow prevention device with a controllable check valve type EA in lead-free brass and a ball valve for shut-off. For liquid categories 1-2 according to SS-EN 1717.

Temperature (°C): 0 - 90

Temperature notes: Backflow prevention device with a controllable check valve type EA in lead-free brass and a ball valve for shut-off. For liquid categories 1-2 according to SS-EN 1717.

PN: 10

Connection: Internal thread ISO 228-1 (G, BSPP)

ETIM classification: EC004501 - Backflow preventer

Comment to colour: Natural colour untreated.

Item number	KVS	Connection 1	Connection 1 - spec.	Connection 2	Connection 2 - spec.
3701-15	15.7	Internal thread ISO 228-1 (G, BSPP)	1/2	Internal thread ISO 228-1 (G, BSPP)	1/2
3701-20	30.8	Internal thread ISO 228-1 (G, BSPP)	3/4	Internal thread ISO 228-1 (G, BSPP)	3/4
3701-25	49.3	Internal thread ISO 228-1 (G, BSPP)	1	Internal thread ISO 228-1 (G, BSPP)	1
3701-32	79	Internal thread ISO 228-1 (G, BSPP)	1 1/4	Internal thread ISO 228-1 (G, BSPP)	1 1/4
3701-40	125.3	Internal thread ISO 228-1 (G, BSPP)	1 1/2	Internal thread ISO 228-1 (G, BSPP)	1 1/2
3701-50	224.2	Internal thread ISO 228-1 (G, BSPP)	2	Internal thread ISO 228-1 (G, BSPP)	2
3701V40	125.3	Internal thread ISO 228-1 (G, BSPP)	1 1/2	Internal thread ISO 228-1 (G, BSPP)	1 1/2
3701V50	224.2	Internal thread ISO 228-1 (G, BSPP)	2	Internal thread ISO 228-1 (G, BSPP)	2

Installation and maintenance

Flowdirection: Uni-directional

Possible mounting position: Horizontal

Possible mounting position notes: Backflow prevention device with a controllable check valve type EA in lead-free brass and a ball valve for shut-off. For liquid categories 1-2 according to SS-EN 1717.

In accordance with SS-EN1717:2025, which further refers to SS-EN 806-5, and with regard to maintenance, backflow protection/modules and other related fittings shall be checked, tested, and maintained in accordance with Annexes A, B, and C. Annex A describes the frequency, Annex B describes what is to be performed, and

Annex C describes other equipment. This means for protection of type:

AB Inspection and maintenance every 6 months.

BA Inspection every 6 months and routine maintenance annually.

CA Inspection every 6 months and routine maintenance annually.

EA Inspection and routine maintenance annually.

Maintenance must be performed by qualified personnel.

The company's management system
is certified by DNV
ISO 9001 • ISO 14001

Get into the flow

Get into the flow with Armatec.



armatec

info@armatec.se | +46 31 89 01 00 | www.armatec.se