


# Backflow preventer AT 1163A



## Product information

Protective module type BA for connection to car wash machine including water meter (complete unit for installation).

<b>Dimension range (DN)</b>	25 - 40
<b>PN</b>	10
<b>Temperature (°C)</b>	0 - 40
<b>Main material</b>	Brass

### Area of use

Backflow preventers are used to protect drinking water systems internally and externally against backflow and pressure backflow. Protection coverage for liquids up to category 4. The backflow preventer is of type BA in accordance with SS-EN 1717. The protection module AT 1163A is specially adapted for car wash facilities.

### Tender text

#### PSG.260 Composite backflow prevention devices

Backflow prevention device AT 1163A..., DN..., Car wash module complete with bracket and protective device type BA with double check valves and intermediate pressure-controlled chamber with drainage, inlet and outlet valves, and water meter. PN 10. For maximum protection coverage of liquid category 4 according to SS-EN 1717, as well as a water meter for internal reading of consumption for the car wash machine.

### Quality assurance

Fluid category 4, SS-EN 1717

Fluid category 4, SS-EN 1717.

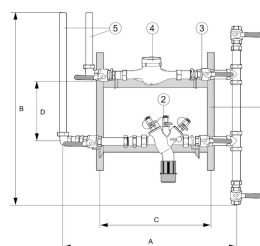
**Product marking:** Manufacturer, DN, PN, flow direction, and production number. Separate control identification tag.

### Energy and environment declaration

**Subject to notification under REACH:** Yes

**Reach date:** 12/06/2026

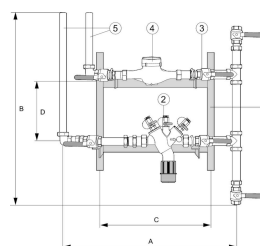
**Pos**                      **Component**                      **Material**



## Measurements and weight

**Dimension range (DN):** 25 - 40

DN	A	B	C	D	Net weight (kg)
25	550	500	240	370	17
40	700	600	335	450	30



## Function and design

Backflow preventer type BA covers the risks up to liquid category 4 when connecting to drinking water. This means "Liquid that poses a health risk due to the presence of one or more toxic or highly toxic substances or one or more radioactive, mutagenic or carcinogenic substances".

The protective device has double check valves and an intermediate chamber with drainage. The protective devices work with two different pressure zones, which affect the pressure drop over the two check valves. The intermediate chamber provides a safety zone against the drinking water system. The pressure-controlled intermediate chamber drains to the atmosphere in case of pressure loss in the upstream piping system.

Backflow preventer type BA protects against both backflow and backpressure.

The complete backflow preventer consists of a protective module. The protective module includes a backflow preventer type BA with an integrated strainer. Shut-off valves are included for the inlet and outlet. It is an absolute requirement that the backflow preventer is installed as a protective module. The car wash module is also equipped with a water meter for internal reading of consumption for the car wash machine.

For further information, see also product sheet, Backflow Preventer AT 1168B, Ball Valve AT 3605, Water Meter AT 7420.

## Technical data

**Main material:** Brass

**Included materials:** Brass, Copper, Stainless steel

**Temperature (°C):** 0 - 40

**PN:** 10

**ETIM classification:** EC004501 - Backflow preventer

Item number	Connection 1	Connection 1 - spec.	Connection 2	Connection 2 - spec.	Connection notes	Execution	KVS
1168C15	External thread ISO 228-1 (G, BSPP)	1/2	External thread ISO 228-1 (G, BSPP)	1/2		Protective devices	2.4
1168C20	External thread ISO 228-1 (G, BSPP)	3/4	External thread ISO 228-1 (G, BSPP)	3/4		Protective devices	3.5
1168C25	External thread ISO 228-1 (G, BSPP)	1	External thread ISO 228-1 (G, BSPP)	1		Protective devices	5.8
1168C32	External thread ISO 228-1 (G, BSPP)	1 1/4	External thread ISO 228-1 (G, BSPP)	1 1/4		Protective devices	8.5
1168C40	External thread ISO 228-1 (G, BSPP)	1 1/2	External thread ISO 228-1 (G, BSPP)	1 1/2		Protective devices	13.5
1168C50	External thread ISO 228-1 (G, BSPP)	2	External thread ISO 228-1 (G, BSPP)	2		Protective devices	21

Item number	Q3 (m3/h)	Q1 (l/h)	Q2 (l/h)	Q4 (m3/h)
7420B15-2,5	2.5	15.6	25	3.125
7420B20-4	4	25	40	5
7420B25-10	10	63	100	12.5
7420B25-6,3	6.3	39	63	7.9
7420B40-16	16	100	160	20

DN	KVS	Connection 1	Connection 1 - spec.	Connection 2	Connection 2 - spec.
10	5.8	Internal thread ISO 228-1 (G, BSPP)	3/8	Internal thread ISO 228-1 (G, BSPP)	3/8

DN	KVS	Connection 1	Connection 1 - spec.	Connection 2	Connection 2 - spec.
15	15.7	Internal thread ISO 228-1 (G, BSPP)	1/2	Internal thread ISO 228-1 (G, BSPP)	1/2
20	30.8	Internal thread ISO 228-1 (G, BSPP)	3/4	Internal thread ISO 228-1 (G, BSPP)	3/4
25	49.3	Internal thread ISO 228-1 (G, BSPP)	1	Internal thread ISO 228-1 (G, BSPP)	1
32	79	Internal thread ISO 228-1 (G, BSPP)	1 1/4	Internal thread ISO 228-1 (G, BSPP)	1 1/4
40	125.3	Internal thread ISO 228-1 (G, BSPP)	1 1/2	Internal thread ISO 228-1 (G, BSPP)	1 1/2
50	224.2	Internal thread ISO 228-1 (G, BSPP)	2	Internal thread ISO 228-1 (G, BSPP)	2

## Installation and maintenance

**Flowdirection:** Uni-directional

**Possible mounting position:** Vertical

Insufficient or incorrect maintenance of a tap water installation, including backflow prevention, can result in a deterioration of tap water quality. Regular (annual) maintenance of the protection module must therefore be carried out to ensure the long-term function of the protections. This is a requirement according to the standard SS-EN 1717. The annual inspection must be carried out by a trained and Armatec AB-approved inspector.

For all installed backflow preventers of type BA, annual inspection procedures must be established and inspection reports submitted to the water supplier.

Armatec's service technicians are specially trained and certified for repair and service control of backflow preventers. We offer to perform the service control and ensure that the necessary reporting documentation is provided.

Refer to the user manual.

The company's management system  
is certified by DNV  
ISO 9001 • ISO 14001

# Get into the flow

Get into the flow with Armatec.



**armatec**

info@armatec.se | +46 31 89 01 00 | www.armatec.se