


Ball valve AT 3714-



Product information

High valve neck, full passage, PN 16, compression couplings and steel handles. Ball valve made of dezincification-resistant lead-free brass (less than 0.1%). Graphite packing. For hot and cold tap water, cooling systems, air and neutral gases.



Dimension range (DN)	10 - 50
PN	25
Temperature (°C)	0 - 150
Main material	Brass

Area of use

Shut-off valve designed to be installed in piping systems made of galvanized steel or copper where compression couplings are used. Suitable for hot and cold tap water, heating and cooling systems, -10°C to +110°C, PN 16. For air, neutral gases and flammable liquids, maximum working pressure PN 16. Silicone-free. PN40 for ≤DN50 (Max 40bar up to +95°C, max 25bar at +150°C) PN25 for ≥DN65 (Max 25bar up to +95°C, max 16bar at +150°C) Suitable for water from 0°C to 150°C. Suitable for air from -10°C to 150°C. Can be used down to -30°C in cooling systems with glycol-based media.

Tender text

PSB.1 Ball valves

Viridi ball valve AT 3714 in dezincification-resistant lead-free brass (lead content below 0.1%). With full flow, compression fittings, cast high spindle neck, and steel handle. PN 16. Graphite packing and PTFE-coated ball. Viridi ball valve AT 3714 is approved for installation where requirements from the Building Assessment and Healthy House have been set.

Quality assurance

AFS 2023:5, 8 paragraf

The Viridivent valves may be used for liquids and gases in group 2 according to AFS 2016:1. The Viridivent valves are covered by AFS 2016:1, 8§, the directive for pressure equipment (PED 3.3) and therefore may not be CE marked. The Viridi range is made of alloys that are covered by the "4MS Common Composition List" which includes materials and products approved for use in contact with drinking water.

Product marking: Brand, PN and DN.

Energy and environment declaration

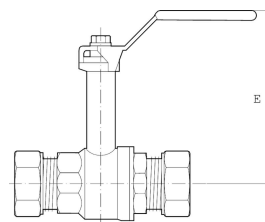
Product Bvb: Avoided

Product BVB ID: 126779

Subject to notification under REACH: No

Reach date: 08/04/2026

Pos **Component** **Material**



Measurements and weight

Dimension range (DN): 10 - 50

DN	10	15	20	25	32	40	50
A	70	76.5	88	102.5	119	130	160
B	39	54	58	67	72	82	90
C	81	91.5	126.5	126.5	126.5	141.5	141.5
D							
Net weight (kg)	0.172	0.172	0.172	0.172	0.172	0.172	0.172

Function and design

3714 has a construction length according to SS 1129 in dimensions 12-54. AT 3714 has a high spindle neck. Suitable for installation where the valve needs to be over-insulated. The valves have full flow-through and are equipped with a re-tightenable packing box. PN16 applies to air.

Technical data

Main material: Brass

Main material code: Brass (CuZn38As) (CW511L, Pb<0,1%)

Included materials: Brass, Steel, Other

Included material code: Brass (CuZn38As) (CW511L, Pb<0,1%), PTFE (polytetrafluoroethylene)

Temperature (°C): 0 - 150

Temperature notes: PN40 for ≤DN50 (Max 40bar up to +95°C, max 25bar at +150°C) PN25 for ≥DN65 (Max 25bar up to +95°C, max 16bar at +150°C). Suitable for water from 0°C to 150°C. Suitable for air from -10°C to 150°C. Can be used down to -30°C in cooling systems with glycol-based media.

PN: 25

Connection: Olive & Nut

ETIM classification: EC011343 - Ball valve

BK04 code: 20702 Ball valves

Comment to colour: Natural colour, untreated.

Item number	KVS	Connection 1	Connection 1 - spec.	Connection 2	Connection 2 - spec.	Manoeuvring
3714-12	5.8	Olive & Nut	12mm	Olive & Nut	12mm	Lever
3714-15	15.7	Olive & Nut	15mm	Olive & Nut	15mm	Lever
3714-18	15.7	Olive & Nut	18mm	Olive & Nut	18mm	Lever
3714-22	30.8	Olive & Nut	22mm	Olive & Nut	22mm	Lever
3714-28	49.3	Olive & Nut	28mm	Olive & Nut	28mm	Lever
3714-35	79	Olive & Nut	35mm	Olive & Nut	35mm	Lever
3714-42	125.3	Olive & Nut	42mm	Olive & Nut	42mm	Lever
3714-54	224.2	Olive & Nut	54mm	Olive & Nut	54mm	Lever

Installation and maintenance

Flowdirection: Bi-directional


Possible mounting position: Vertical, Horizontal

Copper pipes, thin-walled steel pipes, and PEX pipes. The installation is time-saving and very simple: Insert the pipe into the bottom of the coupling. Tighten the nut by hand. Tighten with a tool (not a pipe wrench) 1-1.5 turns. When installing on PEX pipes, tighten 2 turns. The force required for tightening is adapted to the type and size of the pipe to be installed. The double-sealing clamp grips the pipe and provides an absolutely tight joint. Thanks to the annealed clamp, the coupling can be disassembled and reassembled repeatedly. Remember to always use a support sleeve when joining soft copper and steel pipes as well as PEX pipes. Stress corrosion may occur in some cases when using a compression coupling. This risk is particularly present in connection with ammonia. For example, when using certain cleaning agents, in animal stalls (urine), etc. To avoid stress corrosion, it is recommended to loosen the coupling nut immediately after tightening and then lightly tighten it again. This reduces the high stresses that occur during the first tightening. For best function, the valve should be operated at least 2 times per year.

The company's management system
is certified by DNV
ISO 9001 • ISO 14001

Get into the flow

Get into the flow with Armatec.



armatec

info@armatec.se | +46 31 89 01 00 | www.armatec.se