


Ball valve AT 3582-



Product information

Stainless steel ball valve with flanges and mounting flange for actuators. Suitable for automation. For mainly acids and salt solutions, gas, steam, hot and cold water.

Dimension range (DN)	15 - 300
PN	16 - 40
Temperature (°C)	-50 - 200
Main material	Stainless steel

Area of use

Mainly, the shut-off valve is divided as follows:

Tender text

PSB.1 Ball valves

Two-part flanged ball valve in stainless acid-resistant steel AT 3582..., with full bore, flanged connection, and handle made of cast iron.

Quality assurance

AFS 2023:5, AFS 2023:5, 8 paragraf, PED 2014/68/EU, PED 2014/68/EU art 4.3, TA-air

The product is CE marked

Product marking: Brand, DN, PN and material.

Energy and environment declaration

Reach date: 3/3/2026 8:08:00 AM

List of details

Pos	Component	Material
1	Valve body	Acid resistant stainless steel AISI 316 (1.4408, CF8M)
2	Ball	Acid resistant stainless steel AISI 316 (1.4408, CF8M)
3	Seat rings	PTFE (polytetrafluoroethylene)
4	Stem	Acid resistant stainless steel AISI 316 (1.4408, CF8M)
5	Stem packing	PTFE (polytetrafluoroethylene)
6	Lever	Steel GP240GH N (1.0619)



Measurements and weight

Dimension range (DN): 15 - 300

Item number	A	B	C	Net weight (kg)
3582-15	115	95	160	3
3582-20	120	98	164	4
3582-25	125	112	160	5.5
3582-32	130	163	213	7.2
3582-40	140	176	213	9.5
3582-50	150	186	213	12.5
3582-16-65	170	203	300	16.5
3582-65	170	203	300	17.5
3582-80	180	216	300	23.8
3582-16-100	190	215	465	32.5
3582-100	190	215	465	35.5
3582-125	325	240	715	53
3582-40-125	325	265	698	57.5
3582-150	350	279	774	80

Item number	A	B	C	Net weight (kg)
3582-40-150	350	298	698	85
3582V150	350			84
3582-200	400	307	845	115
3582V250				223

Function and design

Two-piece ball valve with full bore in firesafe design. Floating homogeneous ball with relief for tight shut-off and low pressure drop. Antistatic designed blow-out proof spindle according to BS 5351 prevents the spindle from being pushed out during pressure surges. Mounting flange according to ISO 5211 for actuator. Double graded from DN 200.

Technical data

Main material: Stainless steel

Main material code: Acid resistant stainless steel AISI 316 (1.4408, CF8M)

Included materials: Cast iron, Stainless steel, Rubber, Other

Included material code: Acid resistant stainless steel AISI 316 (1.4408, CF8M) , Carbon filled PTFE, FPM/FKM (fluorine rubber), Glass filled PTFE (25%), Graphite, Stainless steel duplex (1.4462)

Temperature (°C): -50 - 200

PN: 16 - 40

Connection: Flanged EN1092

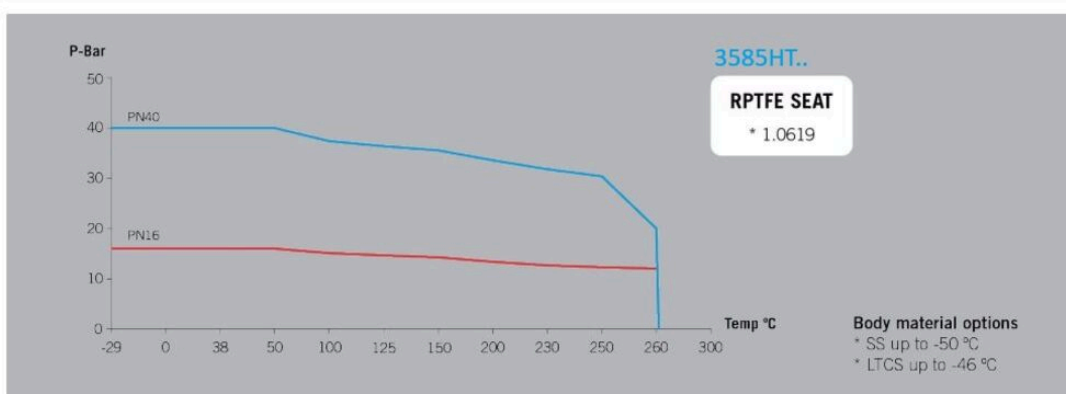
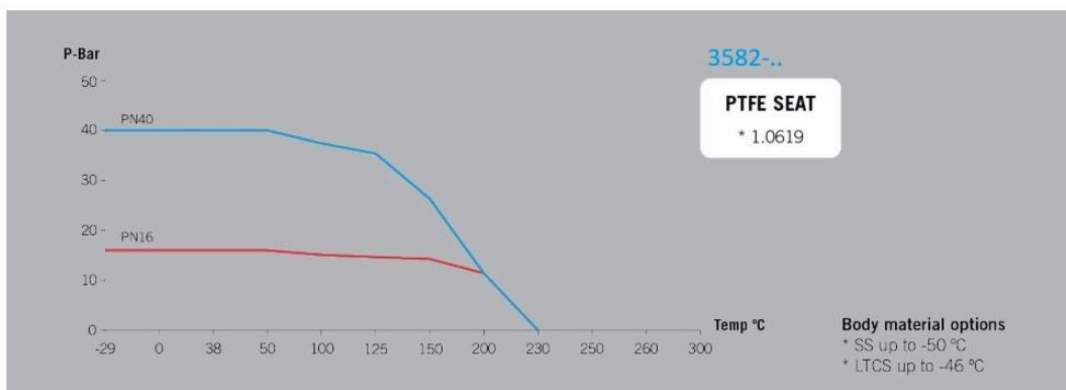
ETIM classification: EC011343 - Ball valve

BK04 code: 20702 Ball valves

Comment to colour: Stainless steel

ProductColourAndColourNote: . Stainless steel

Pressure & tempdiagram, 3582- (PTFE, PPTFE), 3585HT (RPTFE)



Item number	KVS	Required torque (Nm)	Max torque (Nm)	Connection 1 - spec.	Connection 2 - spec.	Stem type	Connection according to ISO 5211
3582-15	20	11	26	PN40	PN40	Flat head	F05
3582-20	40	14	26	PN40	PN40	Flat head	F05
3582-25	75	20	26	PN40	PN40	Flat head	F05
3582-32	130	25	26	PN40	PN40	Flat head	F05
3582-40	170	33	85	PN40	PN40	Flat head	F07
3582-50	270	46	85	PN40	PN40	Flat head	F07
3582-16-65	550	61	176	PN16	PN16	Flat head	F07
3582-65	550	66	176	PN40	PN40	Flat head	F07
3582-80	1000	116	246	PN40	PN40	Flat head	F10

Item number	KVS	Required torque (Nm)	Max torque (Nm)	Connection 1 - spec.	Connection 2 - spec.	Stem type	Connection according to ISO 5211
3582-16-100	1650	133	305	PN16	PN16	Flat head	F10
3582-100	1650	171	305	PN40	PN40	Flat head	F10
3582-125	3000	226	607	PN16	PN16	Flat head	F12
3582-40-125	3000	283	607	PN40	PN40	Flat head	F12
3582-150	4200	320	974	PN16	PN16	Flat head	F12
3582-40-150	4200	463	974	PN40	PN40	Flat head	F12
3582V150	4200	320	974	PN16	PN16	Flat head	F12
3582-200	9000	694	1387	PN16	PN16	Flat head	F14
3582V250				PN16	PN16		

Installation and maintenance

Flowdirection: Bi-directional

Possible mounting position: Vertical, Horizontal

AT 3582 DN 15-100 Flanges according to PN40.

AT 3582 DN 125-300 Flanges according to PN16. The valve should be regularly operated to avoid the accumulation of dirt that can lead to leakage.

The company's management system
is certified by DNV
ISO 9001 • ISO 14001

Get into the flow

Get into the flow with Armatec.



armatec

info@armatec.se | +46 31 89 01 00 | www.armatec.se