


Air separator AT 8032-



Product information

Brass air separator. With gas separator and dirt-protected mechanism.



| | |
|-----------------------------|---------|
| Dimension range (DN) | 20 - 50 |
| PN | 10 |
| Temperature (°C) | 0 - 180 |
| Main material | Brass |

Area of use

Exvoid A for automatic air separation of heating and cooling systems where the fluid is water or glycol. Can be mounted in 50% concentration systems with a mix of water/glycol, if control and oversight is increased. The valve should not be used in systems with a mix of water/salts. Separates effective microbubbles.

Tender text

PSF.141 Traps for air

AT 8032-... automatic air separator , Exvoid A, brass, PN10, with a large air chamber and dirt protection mechanism.

Quality assurance

PED 2014/68/EU

Fulfills AFS 1994:4 §8 standards and should not be CE-marked. All extractors are tightness tested.

Product marking: Marked with dimension, max. operation pressure, max. operation pressure and the manufacturers name.

Energy and environment declaration

Product Bvb: Avoided

Product BVB ID: 110736

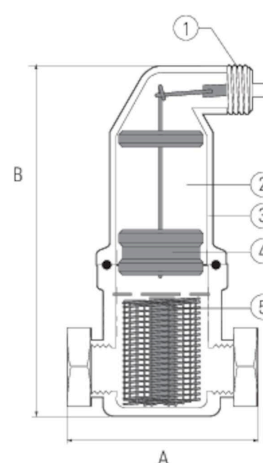
Subject to notification under REACH

Reach date: 3/19/2026 10:34:00 AM

| Item number | SCIP number |
|-------------|--------------------------------------|
| 8032-20 | b96bd078-6c57-440b-b5e4-ded384464724 |
| 8032-22 | b96bd078-6c57-440b-b5e4-ded384464724 |
| 8032-25 | b96bd078-6c57-440b-b5e4-ded384464724 |
| 8032-32 | b96bd078-6c57-440b-b5e4-ded384464724 |
| 8032-40 | b96bd078-6c57-440b-b5e4-ded384464724 |
| 8032-50 | b96bd078-6c57-440b-b5e4-ded384464724 |
| 8032H20 | 8894d6b8-7bae-4950-b745-14a80be0e50f |
| 8032H22 | 8894d6b8-7bae-4950-b745-14a80be0e50f |
| 8032H25 | 8894d6b8-7bae-4950-b745-14a80be0e50f |
| 8032H32 | 8894d6b8-7bae-4950-b745-14a80be0e50f |
| 8032H40 | 8894d6b8-7bae-4950-b745-14a80be0e50f |

List of details

| Pos | Component | Material |
|-----|--|--------------------------------|
| 1 | Unique valve mechanism in leak-proof design. | Brass |
| 2 | Large volume air chamber for maximum reliability. | Other |
| 3 | Body | Brass |
| 4 | A special polytetrafluoroethylene float prevents dirt from reaching the valve. | PTFE (polytetrafluoroethylene) |
| 5 | Gas separator, wire mesh optimally separates the free gas bubbles. | Other |



Measurements and weight

Dimension range (DN): 20 - 50

| DN | A | B | Net weight (kg) |
|----|-----|-----|-----------------|
| 20 | 85 | 165 | 1.1 |
| 22 | 106 | 165 | 1.1 |

| DN | A | B | Net weight (kg) |
|----|-----|-----|-----------------|
| 25 | 88 | 180 | 1.2 |
| 32 | 88 | 202 | 1.3 |
| 40 | 88 | 236 | 1.5 |
| 50 | 132 | 277 | 3.9 |

Function and design

The velocity decreases as the fluid flows into the separation body and the gas-free bubbles are being optimally separated when they pass through the separator. The separated bubbles flows up into the the float body. The liquid level goes down and the float sinks.

The float, that is connected with the separation mechanism by a chain, has reached a certain low level, the mechanism is affected and air can flow into the free. When the float rises again, the mechanism closes. The large volume of the air chamber and special design makes the liquid level never reach the drainage mechanism, even if the air in the chamber is compressed to 10 bar.

An automatic air vent diverts only free gas bubbles. Gas that is dissolved in the fluid, due to high pressure and/or low temperature, can not be diverted. Can suck air in case of negative pressure. It will be a problem when system pressure is incorrect. But has an advantage in decomposing the system.

Technical data

Main material: Brass

Included materials: Brass

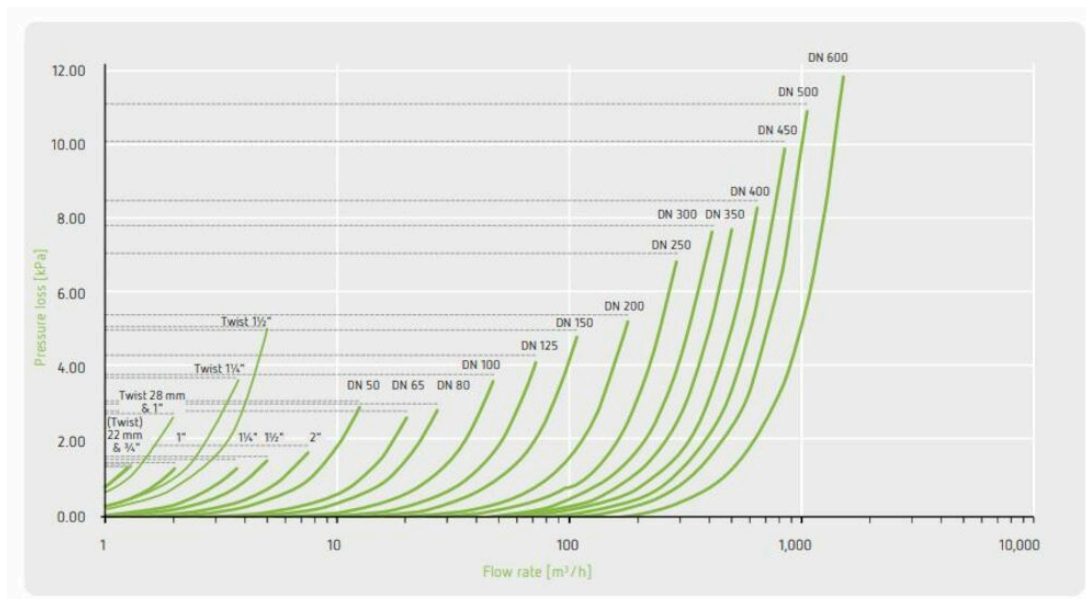
Temperature (°C): 0 - 180

PN: 10

Connection: Internal thread ISO 228-1 (G, BSPP), External thread ISO 228-1 (G, BSPP), Olive & Nut

ETIM classification: EC010117 - De-aerator (automatic)

Comment to colour: Brass untreated



| DN | Max system flow (m ³ /h) | Execution | Connection 1 | Connection 1 - spec. | Connection 2 | Connection 2 - spec. |
|----|-------------------------------------|-----------|-------------------------------------|----------------------|-------------------------------------|----------------------|
| 20 | 1.25 | | Internal thread ISO 228-1 (G, BSPP) | 3/4 | External thread ISO 228-1 (G, BSPP) | 1/2 |
| 22 | 1.2 | | Olive & Nut | 22mm | External thread ISO 228-1 (G, BSPP) | 1/2 |
| 25 | 2 | | Internal thread ISO 228-1 (G, BSPP) | 1 | External thread ISO 228-1 (G, BSPP) | 1/2 |
| 32 | 3.7 | | Internal thread ISO 228-1 (G, BSPP) | 1 1/4 | External thread ISO 228-1 (G, BSPP) | 1/2 |
| 40 | 5 | | Internal thread ISO 228-1 (G, BSPP) | 1 1/2 | External thread ISO 228-1 (G, BSPP) | 1/2 |
| 50 | 7.5 | | Internal thread ISO 228-1 (G, BSPP) | 2 | External thread ISO 228-1 (G, BSPP) | 1/2 |

Installation and maintenance

Possible mounting position: Horizontal

Since the micro bubbles are released at the hottest point in the plant, the component should be placed on the hottest point in the system. In a heating system is the warmest point usually on the supply line, as close to the heater as possible. In order to maintain a good absorption effect, the static pressure at the site of installation should not exceed 15-20mvc.

In a cooling system is the warmest point often in the return line before the cooler. To enable the float to move and


blow out the air the pressure needs to be around 0,3-0,5 bar by the installation point.

The separator should be checked regularly and cleaned if necessary.

The company's management system
is certified by DNV
ISO 9001 • ISO 14001

Get into the flow

Get into the flow with Armatec.



armatec

info@armatec.se | +46 31 89 01 00 | www.armatec.se