

# Backflow preventer AT 1168C-



resideo

## Product information

Protective device used in protective module type BA (Resideo BA295S-LFA) with threaded connection for liquid category 4 according to SS-EN 1717. Protective device made of lead-free brass with integrated dirt filter for compact construction. Should be installed as a complete protective module to comply with EN-1717.



<b>Dimension range (DN)</b>	15 - 50
<b>PN</b>	10
<b>Temperature (°C)</b>	0 - 65
<b>Main material</b>	Brass

### Area of use

Backflow preventers are used to protect internal and external plumbing systems from backflow and overpressure. The protective covering can handle liquids up to category 4. The backflow preventer is of type BA in accordance with SS-EN 1717. AT 1168C has an integrated dirt filter and is therefore very suitable for compact installations. The protective device is made of lead-free brass.

### Tender text

#### PSG.262 Backflow preventers with check valve

Backflow prevention device AT 1168C... (DN=..), Complete protection module consisting of protection device type BA with double check valves and intermediate pressure-controlled chamber with drainage, integrated dirt filter, inlet and outlet valves. PN10 in threaded design. For maximum protection coverage of liquid category 4 according to SS-EN 1717. Backflow prevention device in lead-free brass.

### Quality assurance

AFS 2023:5, 8 paragraf, Fluid category 4, SS-EN 1717, SS-EN 12729  
DIN/DVGW approval number DW-6305 BN 0290.

**Product marking:** Manufacturer, DN, PN, flow direction, manufacturer and manufacturing number.  
Separate inspection nameplate.

### Energy and environment declaration

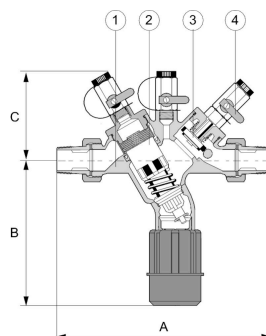
**Product Bvb:** Avoided

**Product BVB ID:** 133815

**Reach date:** 3/3/2026 8:08:00 AM



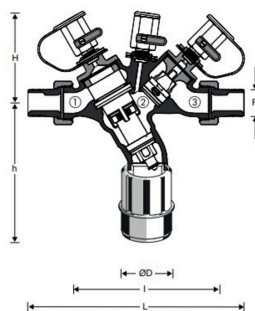
**Pos**                      **Component**                      **Material**



### Measurements and weight

**Dimension range (DN):** 15 - 50

DN	L	h	H	I	D	Net weight (kg)
15	195	143	88	135	50	1.6
20	208	143	88	140	50	1.8
25	225	174	103	168	50	2.8
32	272	174	103	180	50	3.3
40	322	217	126	226	70	5.9
50	348	217	126	231	70	7.2



### Function and design

Backflow preventer type BA covers the risks up to liquid category 4 when connecting to tap water, i.e. "Liquid that poses a health risk due to the presence of one or more toxic or highly toxic substances or one or more radioactive, mutagenic or carcinogenic substances".

The protective device has double check valves and an intermediate chamber with drainage (the drainage valve is combined in an insert with the inlet check valve). The protective devices work with three different pressure zones. The pressure in zone 1 is higher than in zone 2, which is higher than in zone 3. A drainage valve is connected in zone 2 and opens when the pressure difference between zone 1 and zone 2 drops to 0.14 bar. The water in zone 2 is drained to the atmosphere. This prevents siphonage or overpressure backflow to the system.

The backflow preventer must be installed as a complete protection module. The protection module includes a type BA protective device together with an integrated dirt filter. Shut-off valves are included for the inlet and outlet. It is an absolute requirement that the backflow preventer is installed as a protection module.

## Technical data

**Main material:** Brass

**Included materials:** Brass, Stainless steel, Plastic, Rubber

**Included material code:** EPDM (ethylene propylene diene monomer rubber)

**Material note:** Unleaded

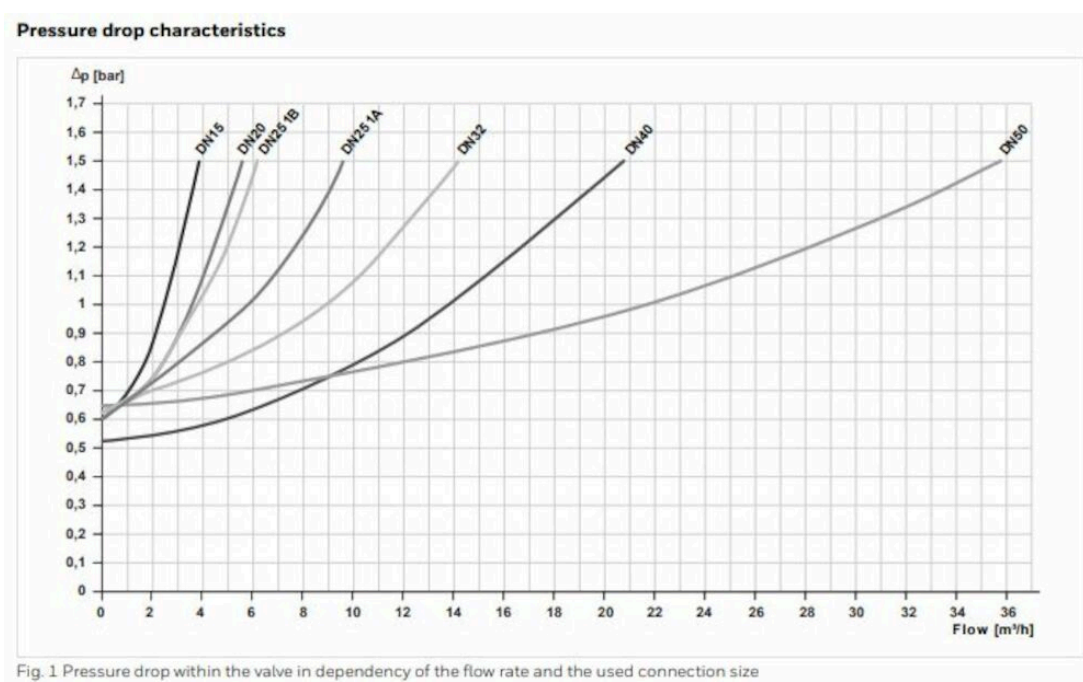
**Temperature (°C):** 0 - 65

**PN:** 10

**Connection:** External thread ISO 228-1 (G, BSPP)

**ETIM classification:** EC004501 - Backflow preventer

**Comment to colour:** Natural colour



Item number	Connection 1	Connection 1 - spec.	Connection 2	Connection 2 - spec.	Connection notes	Execution	KVS
1168C15	External thread ISO 228-1 (G, BSPP)	1/2	External thread ISO 228-1 (G, BSPP)	1/2		Protective devices	2.4
1168C20	External thread ISO 228-1 (G, BSPP)	3/4	External thread ISO 228-1 (G, BSPP)	3/4		Protective devices	3.5
1168C25	External thread ISO 228-1 (G, BSPP)	1	External thread ISO 228-1 (G, BSPP)	1		Protective devices	5.8

Item number	Connection 1	Connection 1 - spec.	Connection 2	Connection 2 - spec.	Connection notes	Execution	KVS
1168C32	External thread ISO 228-1 (G, BSPP)	1 1/4	External thread ISO 228-1 (G, BSPP)	1 1/4		Protective devices	8.5
1168C40	External thread ISO 228-1 (G, BSPP)	1 1/2	External thread ISO 228-1 (G, BSPP)	1 1/2		Protective devices	13.5
1168C50	External thread ISO 228-1 (G, BSPP)	2	External thread ISO 228-1 (G, BSPP)	2		Protective devices	21

## Installation and maintenance

**Flowdirection:** Uni-directional

**Possible mounting position:** Horizontal

**Possible mounting position notes:** "Should be installed with drainage downwards."

In accordance with SS-EN1717:2025, which further refers to SS-EN 806-5, and with regard to maintenance, backflow protection/modules and other related fittings shall be checked, tested, and maintained in accordance with Annexes A, B, and C. Annex A describes the frequency, Annex B describes what is to be performed, and Annex C describes other equipment. This means for protection of type:

AB Inspection and maintenance every 6 months.

BA Inspection every 6 months and routine maintenance annually.

CA Inspection every 6 months and routine maintenance annually.

EA Inspection and routine maintenance annually.

The backflow preventer must be installed as a complete protection module. The protection module includes a protection device type BA together with an integrated dirt filter. Shut-off valves are included for the inlet and outlet. It is an absolute requirement that the backflow preventer is installed as a protection module.

Inadequate or incorrect maintenance of a tap water installation, including backflow prevention, can result in deteriorated tap water quality. Regular (annual) maintenance of the protection module must therefore be carried out to ensure the long-term function of the protections. This is a requirement according to the standard SS-EN 1717. The annual inspection must be carried out by a trained and Armatec AB-approved inspector.

For all installed backflow preventers of type BA, annual inspection procedures must be established and inspection reports submitted to the water supplier. Armatec's service technicians are specially trained and certified for repair and service inspection of backflow preventers. We offer to perform the service inspection and ensure that the necessary reporting documentation is provided.

The company's management system  
is certified by DNV  
ISO 9001 • ISO 14001

# Get into the flow

Get into the flow with Armatec.



**armatec**

info@armatec.se | +46 31 89 01 00 | www.armatec.se