

# Ball valve AT 3716-



## Product information

High valve neck, full flow, PN 16, smooth ends for press fittings and steel handle. Ball valve made of dezincification-resistant lead-free brass (less than 0.1%). Graphite packing. For hot and cold tap water, heating and cooling systems, air and neutral gases.



<b>Dimension range (DN)</b>	10 - 50
<b>PN</b>	16
<b>Temperature (°C)</b>	0 - 150
<b>Main material</b>	Brass

### Area of use

Shut-off valve intended for installation in piping systems made of galvanized steel, copper or stainless steel, where press fittings are used. Suitable for hot and cold tap water, heating and cooling systems, -30°C to +110°C, PN 16. For air, neutral gases and flammable liquids, maximum operating pressure PN 16. Silicone-free.

Suitable for water from 0°C to 150°C.

Suitable for air from -10°C to 150°C.

Can be used down to -30°C in cooling systems with glycol-based media.

### Tender text

#### PSB.1 Ball valves

Viridi ball valve AT 3716 in dezincification-resistant lead-free brass (lead content below 0.1%). With full flow, smooth ends for connection of press fittings, cast high spindle neck and steel handle. PN 16. Graphite packing and PTFE-coated ball. Viridi ball valve AT 3716 is approved for installation where requirements from the Building Assessment and Healthy House have been set.

### Quality assurance

AFS 2023:5, 8 paragraf

The Viridivent valves may be used for liquids and gases in group 2 according to AFS 2016:1. The Viridivent valves are covered by AFS 2016:1, 8§, the directive for pressure equipment (PED 3.3) and therefore may not be CE marked. The Viridi range is made of alloys that are covered by the "4MS Common Composition List" which includes materials and products approved for use in contact with drinking water.

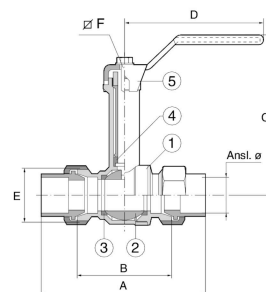
**Product marking:** Brand, PN and DN.

## Energy and environment declaration

**Product Bvb:** Avoided

**Product BVB ID:** 116295

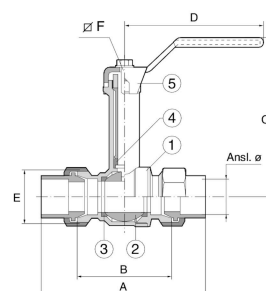
**Pos**                      **Component**                      **Material**



## Measurements and weight

**Dimension range (DN):** 10 - 50

DN	10	15	20	25	32	40	50
A	138	140	150	170	186	214	246
B	50	55	60	70	80	90	100
C	96	98	101	110	120	132	140
D	90	90	90	125	125	160	160
Net weight (kg)	0.437	0.437	0.67	1.057	1.52	2.35	3.6



## Function and design

3716 has a construction length according to SS 1129 in dimensions 12-54. The connection ends have cone/sphere coupling according to SMS 3269.

AT 3716 has a high spindle neck. Suitable for installation where the valve needs to be over-insulated.

AT 3716 DN 40 and DN 50 are equipped with a regular handle. If a slow-closing handle is desired, use AT 3716V42 or AT 3716V54. The valves have full flow-through and are equipped with a re-tightenable packing box.

## Technical data

**Main material:** Brass

**Main material code:** Brass (CuZn38As) (CW511L, Pb<0,1%)

**Included materials:** Brass, Steel, Other

**Included material code:** Brass (CuZn38As) (CW511L, Pb<0,1%), PTFE (polytetrafluoroethylene)

**Temperature (°C):** 0 - 150

**Temperature notes:** PN40 for  $\leq$ DN50 (Max 40bar up to +95°C, max 25bar at +150°C) PN25 for  $\geq$ DN65 (Max 25bar up to +95°C, max 16bar at +150°C). Suitable for water from 0°C to 150°C. Suitable for air from -10°C to 150°C. Can be used down to -30°C in cooling systems with glycol-based media.

**PN:** 16

**Connection:** Press coupling

**ETIM classification:** EC011343 - Ball valve

**BK04 code:** 20702 Ball valves

**Comment to colour:** Natural colour, untreated.

## Installation and maintenance

**Flowdirection:** Bi-directional

**Possible mounting position:** Vertical, Horizontal

The threads and sealing surfaces on the valve should be lubricated with paste to facilitate assembly. Remember to use the pipe wrench as a wrench, so that the coupling nut does not get squeezed and thereby jammed. Never clamp the valve body with a pipe wrench or vice. When fixing the valve, always use existing counterforce.


Retightening of the packing box may be necessary for air and gas systems when the test pressure exceeds 6 bar.

For optimal function, the valve should be operated at least 2 times per year.

The company's management system  
is certified by DNV  
ISO 9001 • ISO 14001

# Get into the flow

Get into the flow with Armatec.



**armatec**

info@armatec.se | +46 31 89 01 00 | www.armatec.se