


Ball valve AT 3594-S



Product information

Fully welded pipe construction with welded ends, the ball is fully closed. Designed for direct welding into pipe systems. Shut-off valve for hot and cold water systems as well as compressed air and gases. The ball is clamped between two seat rings of carbon-filled PTFE. All dimensions are equipped with ISO tops.

Dimension range (DN)	10 - 300
PN	25 - 40
Temperature (°C)	-20 - 200
Main material	Steel

Area of use

Shut-off valve for hot and cold water systems as well as compressed air and gases. Full open.

Tender text

PSB.1 Ball valves

For DN 15-150 with lever; Ball valve AT 3594S, DN ... Steel body with welded ends. With high spindle neck for over-insulation. Full bore.

For DN 100-400 with gearbox; Ball valve AT 3594V, DN ... Steel body with welded ends. With high spindle neck for over-insulation. Full bore.

Ball valve AT 3591S with lever, DN ... Steel body with one welded end and one internal threaded connection. With spindle neck adapted for over-insulation.

Quality assurance

AFS 2023:5, PED 2014/68/EU

Product marking: DN, PS, material in pressure-bearing parts, manufacturing year and month, and AT number are indicated on the valve's nameplate.

Energy and environment declaration

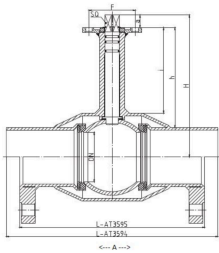
Reach date: 6/19/2025 12:51:00 PM

Pos	Component	Material
-----	-----------	----------

Measurements and weight

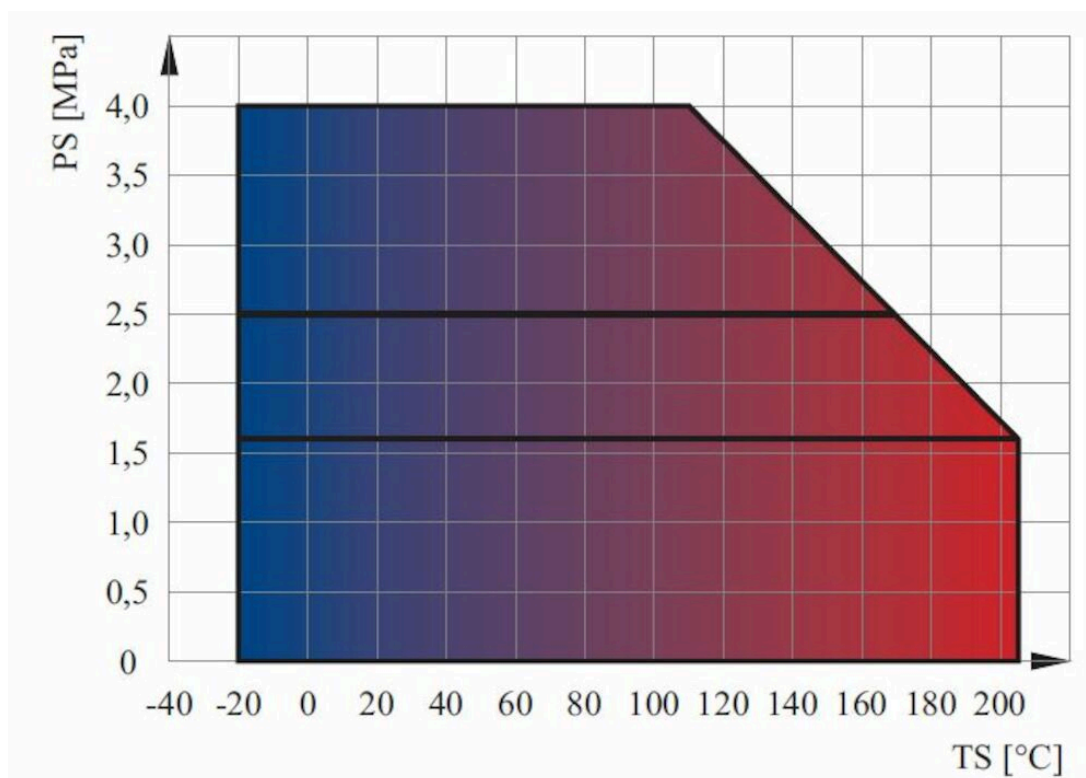
Dimension range (DN): 10 - 300

Item number	A	B	Net weight (kg)
3594S-015	230	134	0.7
3594S-040	240	151	1.7
3594S-050	250	158	2.5
3594S-065	270	169	3.5
3594S-080	280	216	5.7
3594S-125	325	253	16.7
3594V-150	350	291	35
3594V-200	400	327	56
3594V-300	900		270
3594S-025	230	142	1.2



Function and design

Fully welded pipe construction with welded ends, suitable for direct welding into pipe systems. The ball is fully enclosed. The ball is clamped between two PTFE seat rings. The valve is supplied as standard with an ISO top and a high spindle neck for over-insulation. The upper part of the spindle is always visible and inspectable.



Technical data

Main material: Steel

Included materials: Stainless steel, Steel, Other

Included material code: Stainless steel AISI 304 (1.4301), PTFE (polytetrafluoroethylene)

Temperature (°C): -20 - 200

PN: 25 - 40

Connection: ISO 1127, weld end

ETIM classification: EC011343 - Ball valve

BK04 code: 20702 Ball valves

Product colour: RAL 5005 - Signal blue

Item number	KVS	Required torque (Nm)	Stem type	Stem measurements	Connection according to ISO 5211	Connection 1 - spec.	Connection 2 - spec.	Leakagerate
3594S-015	19	4	Diagonal square	11x11mm	F05	DN15-Dy 21,3mm	DN15-Dy 21,3mm	Rate A acc. to EN 12266-1:2012
3594S-040	202	48	Diagonal square	11x11mm	F07	DN40-Dy 48,3mm	DN40-Dy 48,3mm	Rate A acc. to EN 12266-1:2012
3594S-050	316	68	Diagonal square	14x14mm	F07	DN50-Dy 60,3mm	DN50-Dy 60,3mm	Rate A acc. to EN 12266-1:2012
3594S-065	597	93	Diagonal square	14x14mm	F07	DN65-Dy 76,1mm	DN65-Dy 76,1mm	Rate A acc. to EN 12266-1:2012

Item number	KVS	Required torque (Nm)	Stem type	Stem measurements	Connection according to ISO 5211	Connection 1 - spec.	Connection 2 - spec.	Leakage rate
3594S-080	947	173	Diagonal square	17x17mm	F10	DN80-Dy 88,9mm	DN80-Dy 88,9mm	Rate A acc. to EN 12266-1:2012
3594S-125	2551	505	Diagonal square	22x22mm	F10	DN125-Dy 139,7mm	DN125-Dy 139,7mm	Rate A acc. to EN 12266-1:2012
3594V-150	4024	931	Diagonal square	27x27mm	F12	DN150-Dy 168,3mm	DN150-Dy 168,3mm	Rate A acc. to EN 12266-1:2012
3594V-200	7804	2033	Diagonal square	27x27mm	F16	DN200-Dy 219,1mm	DN200-Dy 219,1mm	Rate A acc. to EN 12266-1:2012
3594V-300						DN300-Dy 323,9mm	DN300-Dy 323,9mm	Rate A acc. to EN 12266-1:2012
3594S-025	67	16	Diagonal square	11x11mm	F05	DN25-Dy 33,7mm	DN25-Dy 33,7mm	Rate A acc. to EN 12266-1:2012

Installation and maintenance

Flow direction: Bi-directional

Possible mounting position: Vertical, Horizontal

The valve can be installed in any position, regardless of the direction of the medium flow. Welding should be done with the ball in the fully open position. When gas welding, it is especially important to cool the valve housing at the same time so that the seat rings are not damaged.

The company's management system
is certified by DNV
ISO 9001 • ISO 14001

Get into the flow

Get into the flow with Armatec.



armatec

info@armatec.se | +46 31 89 01 00 | www.armatec.se