

# Globe valve AT 1056-



## Product information

Steel angled seat cone valve with welded ends, PN 40. Equipped with a bellows that prevents the medium from coming into contact with the packing box. Maintenance-free, external spindle thread, indicator device that marks the open/closed position, non-rising handwheel. Used as a shut-off valve for steam, condensate, hot water, hot oil, as well as hazardous and environmentally harmful media.

<b>Dimension range (DN)</b>	15 - 250
<b>PN</b>	40
<b>Temperature (°C)</b>	-60 - 450
<b>Main material</b>	Steel

### Area of use

As a shut-off valve for:

- steam
- condensate
- hot water
- hot oil
- hazardous and environmentally harmful media

### Tender text

#### **PSB.5 Ball valves and needle valves**

PSB.5 Cone Valve

Cone valve AT 1056A..., DN., PN40, welded connection. Housing made of steel.

### Quality assurance

AFS 2023:5, PED 2014/68/EU

**The product is CE marked**

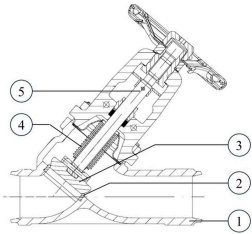
**Product marking:** Manufacturer, DN, PN, CE, material, and arrow indicating flow direction.

### Energy and environment declaration

**Reach date:** 12/3/2024 1:00:03 PM

**Reach note:** The product is not covered by REACH

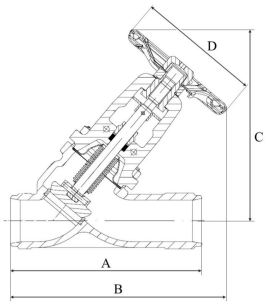
Pos	Component	Material
1	Body	Steel GP240GH N (1.0619)
2	Seat	Martensitic stainless steel (1.4021)
3	Globe	Martensitic stainless steel (1.4021)
4	Bellows seal	Acid resistant stainless steel AISI 316Ti (1.4571)
5	Spindle	Martensitic stainless steel (1.4021)



Measurements and weight

Dimension range (DN): 15 - 250

DN	A	B	C	D	Net weight (kg)
15	130	215	195	125	2.8
20	150	215	195	125	3
25	160	225	205	125	3.4
32	180	230	205	125	3.6
40	200	260	235	150	4.5
50	230	265	235	150	7.3
65	290	300	265	175	9
80	310	355	295	225	11.4
100	350	440	380	300	30
125	400	460	415	300	42
150	480	530	480	400	62
200	600	710	615	520	144



Function and design

The bellows (4) prevent the medium from coming into contact with the packing box. This means that the risk of packing box leakage is eliminated.

- Maintenance-free
- Internal spindle threading
- Conical sealing surfaces
- Rising handwheel

## Technical data

**Main material:** Steel

**Main material code:** Steel GP240GH N (1.0619)

**Included materials:** Stainless steel, Steel

**Included material code:** Martensitic stainless steel (1.4021), Acid resistant stainless steel AISI 316Ti (1.4571), Steel GP240GH N (1.0619)

**Temperature (°C):** -60 - 450

**PN:** 40

**Connection:** EN12627, butt weld ends

**ETIM classification:** EC010120 - Globe valve

DN	15	20	25	32	40	50	65	80	100	125	150	200
KVS	6.4	9.5	14.5	19.5	36	54	92	127	205	324	485	810

## Installation and maintenance

**Flowdirection:** Uni-directional

**Possible mounting position:** Vertical, Horizontal

Welding fittings according to DIN EN 12627-4.


The valve must be closed during welding.

Can be installed in any built-in position. Exception: Downward-facing lever. The system is flushed before commissioning.

The company's management system  
is certified by DNV  
ISO 9001 • ISO 14001

# Get into the flow

Get into the flow with Armatec.



**armatec**

info@armatec.se | +46 31 89 01 00 | www.armatec.se