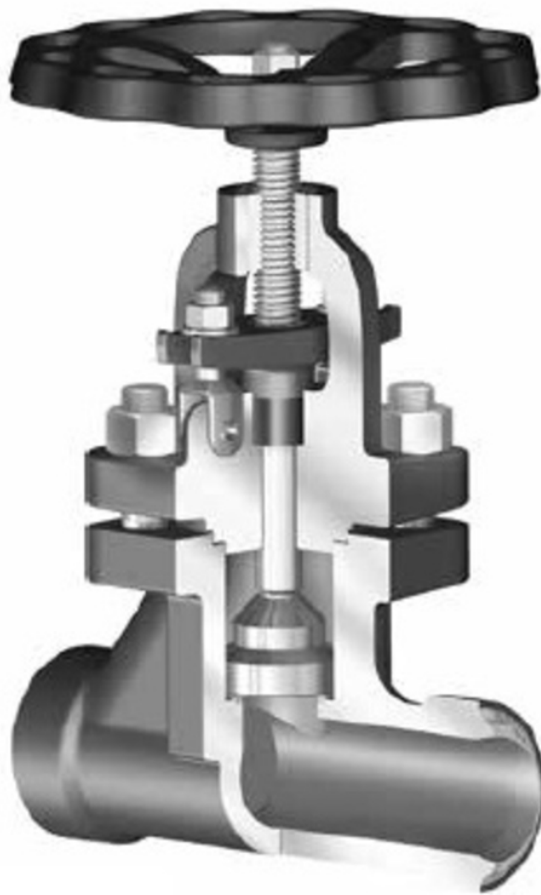


Stop valve with butt weld ends AT 1046-



Product information

High-pressure steel stop valve with butt welded ends, PN160. Used as a shut-off valve for process water, aggressive media, among others. Suitable for industrial applications.

Dimension range (DN)	15 - 50
PN	63 - 160
Temperature (°C)	-10 - 530
Main material	Steel

Area of use

For applications in industrial installations, hospitals, food and beverages, processing technology, vapour facilities, plant manufacturing. As a shut-off valve for process water, aggressive media, among others.

Tender text

PSB.5 Ball valves and needle valves

Quality assurance

AFS 2023:5, PED 2014/68/EU

The product is CE marked

Product marking: Manufacturer, DN, PN, CE, Material and flow direction

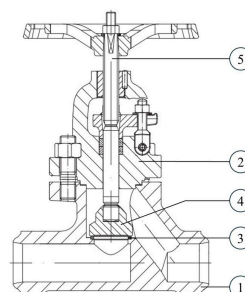
Energy and environment declaration

Reach date: 12/3/2024 1:00:14 PM

Reach note: The product is not covered by REACH

List of details

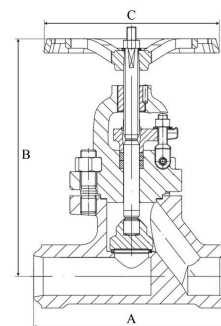
Pos	Component	Material
1	Body	Steel 16Mo3 (1.5415)
2	Bonnet	Steel 16Mo3 (1.5415)
3	Seat	Steel 16Mo3 (1.5415)
4	Globe	Steel 13CrMo4-5 (1.7335)
5	Spindle	Martensitic stainless steel (1.4122)
Stellite-reinforced sealing between seat and globe.		



Measurements and weight

Dimension range (DN): 15 - 50

DN	15	20	25	32	40	50
A	150	150	160	180	210	250
B	228	228	228	292	292	300
C	180	180	180	225	225	225
Net weight (kg)	6.5	6.5	6.6	13.2	13.2	16.2



Function and design

With rising, externally threaded stem. Metal-sealing with a seat reinforced with Stellite.

Max operational pressure and temperature:

160bar at 250°C
 139bar at 300°C
 125bar at 350°C
 118bar at 400°C
 112bar at 450°C
 72bar at 500°C
 35bar at 530°C

Technical data

Main material: Steel

Main material code: Steel 16Mo3 (1.5415)

Included materials: Steel, Stainless steel

Included material code: Martensitic stainless steel (1.4122), Steel 16Mo3 (1.5415), Steel 13CrMo4-5 (1.7335)

Temperature (°C): -10 - 530

PN: 63 - 160

Connection: EN12627, butt weld ends

ETIM classification: EC010120 - Globe valve

DN	15	20	25	32	40	50
KVS	4.2	6.4	8.6	21.8	24.2	33

Installation and maintenance

Flowdirection: Uni-directional

Possible mounting position: Vertical, Horizontal

Can be installed with the stem in any direction, but not with downward-facing handwheel. The preferred stem position is vertical. The system should be flushed before commissioning. The valve should be closed during welding.

The company's management system
is certified by DNV
ISO 9001 • ISO 14001

Get into the flow

Get into the flow with Armatec.



armatec

info@armatec.se | +46 31 89 01 00 | www.armatec.se