


# Ball valve AT 3585-



## Product information

Steel ball valve with flanges and mounting flange for actuators. Suitable for automation. For mainly acids and salt solutions, gas, steam, hot and cold water.

<b>Dimension range (DN)</b>	15 - 300
<b>PN</b>	16 - 40
<b>Temperature (°C)</b>	-29 - 260
<b>Main material</b>	Steel

### Area of use

Shut-off valve with the following division mainly:

Hot and cold water and compressed air

Steam

LPG, natural gas and petroleum products

### Tender text

#### PSB.1 Ball valves

Two-part flanged ball valve in steel AT 3585..., with full bore, flanged connection, and handle made of cast iron.

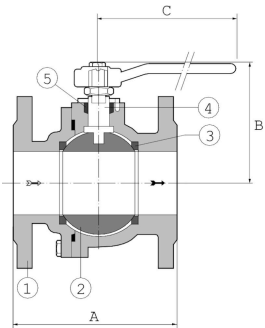
### Quality assurance

AFS 2023:5, PED 2014/68/EU

**The product is CE marked**

**Product marking:** Brand, DN, PN and material.

Pos                      Component                      Material



Measurements and weight

Dimension range (DN): 15 - 300

DN	A	B	C	Net weight (kg)
15	115	95	160	2.9
20	120	98	160	3.7
25	125	112	160	5.1
32	130	163	213	7.1
40	140	176	213	9.1
50	150	186	213	12.1
65	170	203	300	17.8
80	180	216	300	24
100	190	215	465	36.8
125	325	240	715	58
150	350	279	774	86
200	400	307	845	120
250	450			246

Function and design

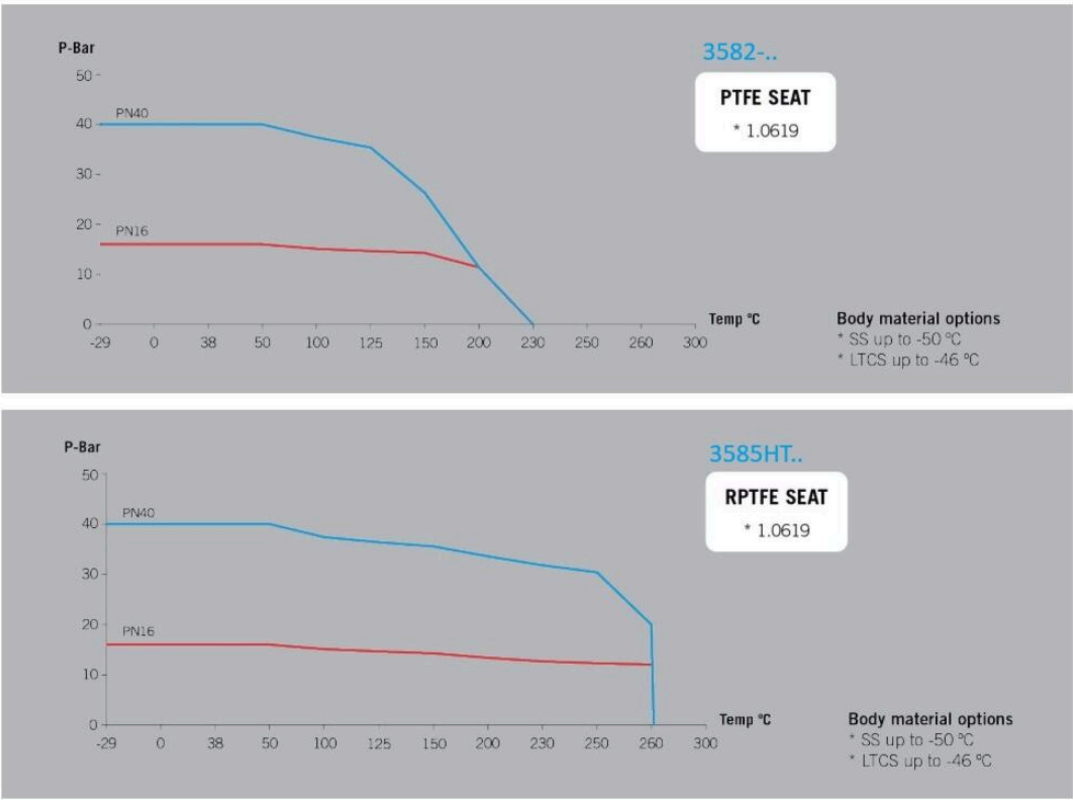
Two-piece ball valve with full bore in firesafe design. Floating homogeneous ball with relief for tight shut-off and low pressure drop. Antistatic designed blow-out proof spindle according to BS 5351 prevents the spindle from

being pushed out during pressure surges. Mounting flange according to ISO 5211 for actuator. Double graded from DN 200.

Technical data

**Main material:** Steel  
**Main material code:** Steel GP240GH N (1.0619)  
**Included materials:** Steel, Stainless steel, Rubber, Other  
**Included material code:** Acid resistant stainless steel AISI 316 (1.4408, CF8M) , FPM/FKM (fluorine rubber), Glass filled PTFE (25%), Graphite, PTFE (polytetrafluoroethylene), Stainless steel duplex (1.4462), Steel GP240GH N (1.0619)  
**Temperature (°C):** -29 - 260  
**PN:** 16 - 40  
**Connection:** Flanged EN1092  
**ETIM classification:** EC011343 - Ball valve  
**BK04 code:** 20702 Ball valves

Pressure & tempdiagram, 3582- (PTFE), 3585HT (RPTFE)



Item number	KVS	Required torque (Nm)	Max torque (Nm)	Connection 1 - spec.	Connection 2 - spec.	Stem type	Connection according to ISO 5211
3585HT15	20	11	26	PN40	PN40	Flat head	F05

Item number	KVS	Required torque (Nm)	Max torque (Nm)	Connection 1 - spec.	Connection 2 - spec.	Stem type	Connection according to ISO 5211
3585HT20	40	14	26	PN40	PN40	Flat head	F05
3585HT25	75	20	26	PN40	PN40	Flat head	F05
3585HT32	130	25	69	PN40	PN40	Flat head	F05
3585HT40	170	33	85	PN40	PN40	Flat head	F07
3585HT50	270	46	85	PN40	PN40	Flat head	F07
3585HT65	550	66	176	PN40	PN40	Flat head	F07
3585HT80	1000	116	246	PN40	PN40	Flat head	F10
3585HT100	1650	171	305	PN40	PN40	Flat head	F10
3585HT125	3000	283	607	PN40	PN40	Flat head	F12
3585HT150	4200	463	974	PN40	PN40	Flat head	F12
3585HT200	9000	694	1387	PN16	PN16	Flat head	F14
3585V200	9000	694		PN16	PN16	Flat head	F14
3585V250	15000	1100		PN16	PN16	Flat head	

## Installation and maintenance

**Flowdirection:** Bi-directional

**Possible mounting position:** Vertical, Horizontal

3585 DN 15-150 Flanges according to PN40.

3585 DN 200-300 Flanges according to PN16.

The valve should be regularly operated to avoid the accumulation of dirt that can lead to leakage.

The company's management system  
is certified by DNV  
ISO 9001 • ISO 14001

# Get into the flow

Get into the flow with Armatec.



**armatec**

info@armatec.se | +46 31 89 01 00 | www.armatec.se