

# Warm Water Heater

Singel jacked, vertical design, type 17S

AT 8521

<b>Dimension range</b> Volume 650-10000 L	<b>PN</b> 10	<b>Temperature range</b> Max 100 °C	<b>Material</b> Steel
--	-----------------	--	--------------------------

## Range of Application

For indirect heating of domestic hot water.  
Max operating pressure/temperature for hot water cistern 10 bar/100°C.


## Quality Assurance

### CE-marking

Fulfil PED 97/23/EC acc. to article 3.3.

## Material Specification

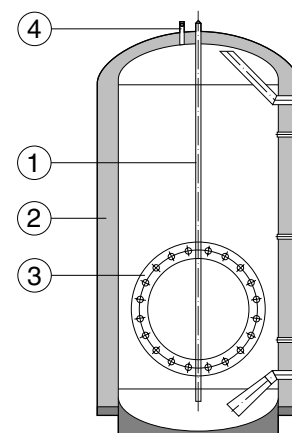
1	Hot water cylinder	steel SS 1412 Copper lined
2	Insulation	mineral wool
3	Manhole cover 150 mm for AT 8512-650 to -2000, diam. 450 mm for larger	
4	Lifting eye bolt	



AT 8521

## Dimension and Weight

Art.no.	Volume litre	Hight mm	Diameter mm	Weight kg
AT 8521-650	580	1950	800	270
AT 8521-1000	900	2000	1000	350
AT 8521-1500	1480	2100	1200	550
AT 8521-2000	1830	2150	1300	600
AT 8521-3000	2650	2260	1500	900
AT 8521-5000	4760	2700	1850	1400
AT 8521-7000	6950	3470	1950	1900
AT 8521-10000	9600	4650	1950	2500



## Function and Design

The hot water heaters consist of a hot water cylinder manufactured in copper lined steel.

For volumes >2000 litre the hot water heater is provided with inspection cover diameter 450 mm.

The cylinder is insulated with 100 mm mineral wool and has a covering of vinyl coated steel plate.

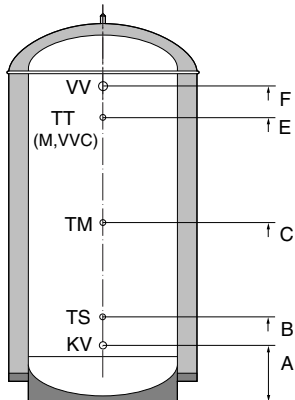
## Technical Information

Art.no.	A mm	B mm	C mm	E mm	F mm
AT 8521-650	270	440	945	1450	1620
AT 8521-1000	295	465	970	1475	1645
AT 8521-1500	350	520	1025	1530	1700
AT 8521-2000	370	540	1045	1550	1720
AT 8521-3000	425	595	1100	1605	1775
AT 8521-5000	485	655	1315	1965	2135
AT 8521-7000	540	710	1685	2660	2830
AT 8521-10000	540	710	2220	3820	3900

# Warm Water Heater

Singel jacked, vertical design, type 17S

AT 8521



Art. nr	KV	TM/T.ST	TM	VV	VVC/TM
AT 8521-650	G 1"	G 1/2"	G 1/2"	G 1"	G 1/2"
AT8521-1000	G 1"	G 1/2"	G 1/2"	G 1"	G 1/2"
AT 8521-1500	G 1 1/2"	G 1/2"	G 1/2"	G 1 1/2"	G 1/2"
AT 8521-2000	G 1 1/2"	G 1/2"	G 1/2"	G 1 1/2"	G 1/2"
AT 8521-3000	G 1 1/2"	G 1/2"	G 1/2"	G 1 1/2"	G 1/2"
AT 8521-5000	G 2"	G 1"	G 1"	G 2"	G 1"
AT 8521-7000	G 2"	G 1"	G 1"	G 2"	G 1"
AT 8521-10000	G 2"	G 1"	G 1"	G 2"	G 1"

## Accessories and Options

Connections as desired e.g. 1 extra connection for electrical cartridge, series AT 8570.

## Installation

Water heaters should be installed in vertical position. and shall be provided with shut-off, back, safety, vacuum valve and mixing valve that restricts the hot water to 65 ° C.

## Maintenance and Spare parts

The product is maintenance free.

## Marking

Acc. to PED 97/23/EC. art. 3.3

## How to order

Example: AT 8521-650	
Volume	AT-no
650	AT 8521-650
1000	AT 8521-1000
1500	AT 8521-1500
2000	AT 8521-2000
3000	AT 8521-3000
5000	AT 8521-5000
7000	AT 8521-7000
10000	AT 8521-10000